



**IGC SECURITIES INC.  
ANNUAL AUDITED FINANCIAL REPORT  
TABLE OF CONTENTS**

**DECEMBER 31, 2025**

	<u>Page</u>
Cover Page	1
Statement of Management’s Responsibility for Financial Statements	2
Independent Auditors’ Report	3–5
Statements of Financial Position	6
Statements of Comprehensive Income	7–8
Statements of Changes in Equity	9
Statements of Cash Flows	10
Notes to Financial Statements	11-48
Report of Independent Auditors to Accompany Financial Statements for Filing with the Securities and Exchange Commission (SEC)	49
Report of Independent Auditors on Supplementary Schedules	50
Statement of Changes in Liabilities Subordinated to Claims of General Creditors (Schedule I)	51
Computation of Risk-Based Capital Adequacy Worksheet Pursuant to SEC Memorandum Circular No. 16-2004 (Schedule II)	52
Information Relating to the Possession or Control Requirements under Securities Regulation Code (SRC) Rule 49.2 (Schedule III)	53
Computation for Determination of Reserve Requirements under Annex G of SRC Rule 49.2 (Schedule IV)	54
A Report Describing Any Material Inadequacies Found to Exist or Found to have Existed since the Date of the Previous Audit (Schedule V)	55
Results of Yearend Securities Count Conducted Pursuant to SRC Rule 52.1-10, As Amended (Schedule VI)	56-62
Supplementary Schedule of External Auditor Fee-related Information Pursuant to the SEC Memorandum Circular No. 18-2024	63
Supplementary Schedule of Financial Soundness Indicators Pursuant to the Revised SRC Rule 68	64

**REPUBLIC OF THE PHILIPPINES  
SECURITIES AND EXCHANGE COMMISSION  
Metro Manila, Philippines**

**COVER PAGE**

Information Required of Brokers and Dealers Pursuant to Rule 52.1-5 of the SRC.

Report for the Year Beginning January 1, 2025 and Ended December 31, 2025.

<b>IDENTIFICATION OF BROKER OR DEALER</b>	
Name of Broker/Dealer:	IGC Securities Inc.
Address of Principal Place of Business:	Unit 1006 Tower One and Exchange Plaza, Ayala Triangle, Ayala Ave. Makati City
Name and Phone Number of Person to Contact in Regard to this Report:	
Name: Mr. Ismael G. Cruz	Tel. No.: (02) 8-891-9193 Fax No.: (02) 8-891-9194

<b>IDENTIFICATION OF ACCOUNTANT</b>	
Name of Independent Auditors whose opinion is contained in this report:	
Name:	Reyes Tacandong & Co. Tel No.: (02) 8-982-9100 SEC Accreditation No. 4782 Fax No.: (02) 8-892-9111 SEC Group A; Issued August 11, 2022 Valid for financial periods to 2021 to 2025
Address:	26 <sup>th</sup> Floor, BDO Towers Valero 8741 Paseo de Roxas, Makati City 1209 Philippines
<b>MANUEL P. BUENSUCESO, JR.</b>	
Partner	
CPA Certificate No. 143561	
Tax Identification No. 311 -867-595-000	
BOA Accreditation No. 4782/P-025; Valid until June 6, 2026	
SEC Accreditation No. 143561-SEC Group A Issued August 17, 2023 Valid for Financial Periods 2023 to 2027	
BIR Accreditation No. 08-005144-020-2024 Valid until November 26, 2027	
PTR No. 10764011 Issued January 2, 2026, Makati City	

**“STATEMENT OF MANAGEMENT RESPONSIBILITY  
FOR FINANCIAL STATEMENTS”**


The management of **IGC Securities Inc.** (the Company) is responsible for the preparation and fair presentation of the financial statements including the schedules attached therein, for the years ended December 31, 2025 and 2024, in accordance with the prescribed financial reporting framework indicated therein, and for such internal control as management determines is necessary to enable the preparation of financial statements that are free from material misstatement, whether due to fraud or error.


In preparing the financial statements, management is responsible for assessing the Company's ability to continue as a going concern, disclosing, as applicable matters related to going concern and using the going concern basis of accounting unless management either intends to liquidate the Company or to cease operations, or has no realistic alternative but to do so.

The Board of Directors is responsible for overseeing the Company's financial reporting process.

The Board of Directors reviews and approves the financial statements including schedules attached therein, and submits the same to the stockholders.

Reyes Tacandong & Co., the independent auditor and appointed by the Board of Directors, has audited the financial statements of the Company in accordance with Philippine Standards on Auditing, and in its report to the stockholders, has expressed its opinion on the fairness of presentation upon completion of such audit.

Signature:   
Ismael G. Cruz, Chairman of the Board/CEO

Signature:   
Deo S. Dionisio, Treasurer

Signed this 07th day of April 2026



## INDEPENDENT AUDITORS' REPORT

The Stockholders and the Board of Directors  
IGC Securities Inc.  
Unit 1006 Tower One and Exchange Plaza  
Ayala Triangle, Ayala Ave.  
Makati City

### *Opinion*

We have audited the financial statements of IGC Securities Inc. (the Company), which comprise the statements of financial position as at December 31, 2025 and 2024, and the statements of comprehensive income, statements of changes in equity and statements of cash flows for the years then ended, and notes to financial statements, including a summary of material accounting policy information.

In our opinion, the accompanying financial statements present fairly, in all material respects, the financial position of the Company as at December 31, 2025 and 2024, and its financial performance and its cash flows for the years then ended in accordance with Philippine Financial Reporting Standards (PFRS) Accounting Standards.

### *Basis for Opinion*

We conducted our audits in accordance with Philippine Standards on Auditing (PSA). Our responsibilities under those standards are further described in the Auditors' Responsibilities for the Audit of the Financial Statements section of our report. We are independent of the Company in accordance with the Code of Ethics for Professional Accountants in the Philippines (Code of Ethics), as applicable to audits of financial statements of public interest entities, together with the ethical requirements that are relevant to the audit of the financial statements of public interest entities in the Philippines. We have also fulfilled our other ethical responsibilities in accordance with these requirements and the Code of Ethics. We believe that the audit evidence we have obtained is sufficient and appropriate to provide a basis for our opinion.

### *Responsibilities of Management and Those Charged with Governance for the Financial Statements*

Management is responsible for the preparation and fair presentation of these financial statements in accordance with PFRS Accounting Standards, and for such internal control as management determines is necessary to enable the preparation of financial statements that are free from material misstatement, whether due to fraud or error.

In preparing the financial statements, management is responsible for assessing the Company's ability to continue as a going concern, disclosing, as applicable, matters related to going concern and using the going concern basis of accounting unless management either intends to liquidate the Company or to cease operations, or has no realistic alternative but to do so.



Those charged with governance are responsible for overseeing the Company's financial reporting process.

*Auditors' Responsibilities for the Audit of the Financial Statements*

Our objectives are to obtain reasonable assurance about whether the financial statements as a whole are free from material misstatement, whether due to fraud or error, and to issue an auditors' report that includes our opinion. Reasonable assurance is a high level of assurance, but is not a guarantee that an audit conducted in accordance with PSA will always detect a material misstatement when it exists. Misstatements can arise from fraud or error and are considered material if, individually or in the aggregate, they could reasonably be expected to influence the economic decisions of users taken on the basis of these financial statements.

As part of an audit in accordance with PSA, we exercise professional judgment and maintain professional skepticism throughout the audit. We also:

- Identify and assess the risks of material misstatement of the financial statements, whether due to fraud or error, design and perform audit procedures responsive to those risks, and obtain audit evidence that is sufficient and appropriate to provide a basis for our opinion. The risk of not detecting a material misstatement resulting from fraud is higher than for one resulting from error, as fraud may involve collusion, forgery, intentional omissions, misrepresentations, or the override of internal control.
- Obtain an understanding of internal control relevant to the audit in order to design audit procedures that are appropriate in the circumstances, but not for the purpose of expressing an opinion on the effectiveness of the Company's internal control.
- Evaluate the appropriateness of accounting policies used and the reasonableness of accounting estimates and related disclosures made by management.
- Conclude on the appropriateness of management's use of the going concern basis of accounting and based on the audit evidence obtained, whether a material uncertainty exists related to events or conditions that may cast significant doubt on the Company's ability to continue as a going concern. If we conclude that a material uncertainty exists, we are required to draw attention in our auditors' report to the related disclosures in the financial statements or, if such disclosures are inadequate, to modify our opinion. Our conclusions are based on the audit evidence obtained up to the date of our auditors' report. However, future events or conditions may cause the Company to cease to continue as a going concern.
- Evaluate the overall presentation, structure and content of the financial statements, including the disclosures, and whether the financial statements represent the underlying transactions and events in a manner that achieves fair presentation.



We communicate with those charged with governance regarding, among other matters, the planned scope and timing of the audit and significant audit findings, including any significant deficiencies in internal control that we identify during our audits.

**REYES TACANDONG & Co.**

MANUEL P. BUENSUCESO, JR.

Partner

CPA Certificate No. 143561

Tax Identification No. 311-867-595-000

BOA Accreditation No. 4782/P-025; Valid until June 6, 2026

SEC Accreditation No. 143561-SEC Group A

Issued August 17, 2023

Valid for Financial Periods 2023 to 2027

BIR Accreditation No. 08-005144-020-2024

Valid until November 26, 2027

PTR No. 10764011

Issued January 2, 2026, Makati City

April 7, 2026

Makati City, Metro Manila

**IGC SECURITIES INC.**  
**STATEMENTS OF FINANCIAL POSITION**

		December 31					
		2025			2024		
		Security Valuation			Security Valuation		
	Note	Money Balance	Long	Short	Money Balance	Long	Short
<b>ASSETS</b>							
<b>Current Assets</b>							
Cash and cash equivalents	7	₱84,772,738			₱60,197,935		
Trade receivables	8	66,777,657	₱268,642,385		61,549,009	₱388,845,453	
Other current assets	9	4,900,044			4,541,544		
Total Current Assets		156,450,439			126,288,488		
<b>Noncurrent Assets</b>							
Financial assets at fair value through other comprehensive income (FVOCI)	10	1,712,061	1,712,061		7,049,973	7,049,973	
Property and equipment	12	46,471,063			48,034,085		
Refundable deposit	13	1,434,327			1,335,765		
Exchange trading right	11	3,500,000			3,500,000		
Net deferred tax assets	18	674,295			556,958		
Total Noncurrent Assets		53,791,746			60,476,781		
		₱210,242,185			₱186,765,269		
<b>Securities in Vault, in Transfer Offices and in Philippine Depository and Trust Corporation (PDTC)</b>				₱5,162,273,819			₱6,975,824,717
<b>LIABILITIES AND EQUITY</b>							
<b>Current Liabilities</b>							
Trade payables	14	₱117,886,859	4,891,919,373		₱90,846,119	6,579,929,291	
Current portion of loans payable	16	4,624,164			4,573,042		
Other current liabilities	15	3,082,112			6,071,275		
Total Current Liabilities		125,593,135			101,490,436		
<b>Noncurrent Liabilities</b>							
Loans payable - net of current portion	16	13,495,941			18,120,105		
Retirement benefit liability	17	2,023,181			2,138,619		
Total Noncurrent Liabilities		15,519,122			20,258,724		
Total Liabilities		141,112,257			121,749,160		
<b>Equity</b>							
Capital stock	5	30,000,000			30,000,000		
Retained earnings:							
Appropriated	5	11,390,957			10,470,023		
Unappropriated		27,917,497			24,524,295		
Other equity reserves		(178,526)			21,791		
Total Equity		69,129,928			65,016,109		
		₱210,242,185	₱5,162,273,819	₱5,162,273,819	₱186,765,269	₱6,975,824,717	₱6,975,824,717

See accompanying Notes to Financial Statements.

**IGC SECURITIES INC.**

**STATEMENTS OF COMPREHENSIVE INCOME**

		<b>Years Ended December 31</b>	
	Note	2025	2024
<b>REVENUES</b>			
Commissions		<b>₱12,820,012</b>	₱8,173,638
Advisory fees		<b>5,081,076</b>	9,689,437
Interest income	7	<b>2,581,430</b>	1,527,113
Dividend income	10	<b>273,219</b>	302,175
		<b>20,755,737</b>	19,692,363
<b>COST OF SERVICES</b>			
Personnel costs	17	<b>2,617,436</b>	2,770,006
Central depository fees		<b>519,276</b>	784,544
Stock exchange dues and fees		<b>451,027</b>	615,109
		<b>3,587,739</b>	4,169,659
<b>GROSS PROFIT</b>		<b>17,167,998</b>	15,522,704
<b>OPERATING EXPENSES</b>			
Personnel costs	17	<b>3,122,087</b>	2,228,241
Professional fees		<b>1,652,387</b>	2,059,942
Association dues		<b>874,444</b>	625,622
Representation		<b>765,373</b>	722,283
Transportation and travel		<b>664,997</b>	970,543
Outside services		<b>421,080</b>	466,949
Membership and seminar fees		<b>364,535</b>	228,747
Supplies		<b>301,219</b>	230,461
Repairs and maintenance		<b>226,178</b>	248,206
Communications		<b>199,178</b>	203,496
Utilities		<b>106,774</b>	105,285
Taxes and licenses		<b>100,467</b>	100,912
Others		<b>820,381</b>	610,111
		<b>9,619,100</b>	8,800,798
<b>OTHER CHARGES (INCOME) - Net</b>			
Interest expense	16	<b>2,127,930</b>	2,519,013
Depreciation	12	<b>1,761,551</b>	108,797
Provision for (reversal of) allowance for ECL	8	<b>2,858</b>	(164,962)
		<b>3,892,339</b>	2,462,848
<b>INCOME BEFORE INCOME TAX</b>		<b>3,656,559</b>	4,259,058
<b>INCOME TAX EXPENSE (BENEFIT)</b>			
Current	18	<b>637,343</b>	931,104
Deferred		<b>(50,563)</b>	7,436
		<b>586,780</b>	938,540
<b>NET INCOME</b>		<b>₱3,069,779</b>	₱3,320,518

(Forward)

		Years Ended December 31	
	Note	2025	2024
<b>NET INCOME</b>		<b>₱3,069,779</b>	<b>₱3,320,518</b>
<b>OTHER COMPREHENSIVE INCOME (LOSS)</b>			
<i>Not to be reclassified to profit or loss in subsequent periods</i>			
Unrealized gain (loss) on fair value changes in financial assets at FVOCI, net of deferred tax	10	<b>780,187</b>	(276,511)
Remeasurement gain (loss) on retirement benefit liability, net of deferred tax	17	<b>263,853</b>	(36,654)
		<b>1,044,040</b>	(313,165)
<b>TOTAL COMPREHENSIVE INCOME</b>		<b>₱4,113,819</b>	<b>₱3,007,353</b>

See accompanying Notes to Financial Statements.

**IGC SECURITIES INC.**

**STATEMENTS OF CHANGES IN EQUITY  
FOR THE YEARS ENDED DECEMBER 31, 2025 AND 2024**

	Note	Capital Stock (see Note 5)	Appropriated (see Note 5)	Retained Earnings		Cumulative Unrealized Gains on Financial Assets at FVOCI	Other Equity Reserves		Total Equity
				Unappropriated	Total		Cumulative Remeasurement Gains (Losses) on Retirement Benefit Liability (see Note 17)	Total	
Balances at December 31, 2024		<b>₱30,000,000</b>	<b>₱10,470,023</b>	<b>₱24,524,295</b>	<b>₱34,994,318</b>	<b>₱58,445</b>	<b>(₱36,654)</b>	<b>₱21,791</b>	<b>₱65,016,109</b>
Net income		–	–	<b>3,069,779</b>	<b>3,069,779</b>	–	–	–	<b>3,069,779</b>
Unrealized gain on fair value changes		–	–	–	–	<b>780,187</b>	–	<b>780,187</b>	<b>780,187</b>
Remeasurement gain on retirement benefit liability	17	–	–	–	–	–	<b>263,853</b>	<b>263,853</b>	<b>263,853</b>
Realized gain on sale of financial assets at FVOCI		–	–	<b>1,244,357</b>	<b>1,244,357</b>	<b>(1,244,357)</b>	–	<b>(1,244,357)</b>	–
Appropriation	5	–	<b>920,934</b>	<b>(920,934)</b>	–	–	–	–	–
<b>Balances at December 31, 2025</b>		<b>₱30,000,000</b>	<b>₱11,390,957</b>	<b>₱27,917,497</b>	<b>₱39,308,454</b>	<b>(₱405,725)</b>	<b>₱227,199</b>	<b>(₱178,526)</b>	<b>₱69,129,928</b>
Balances at December 31, 2023		₱30,000,000	₱9,473,868	22,199,932	₱31,673,800	₱334,956	₱–	₱334,956	₱62,008,756
Net income		–	–	3,320,518	3,320,518	–	–	–	3,320,518
Unrealized loss on fair value changes	10	–	–	–	–	(276,511)	–	(276,511)	(276,511)
Remeasurement loss on retirement benefit liability		–	–	–	–	–	(36,654)	(36,654)	(36,654)
Appropriation	5	–	996,155	(996,155)	–	–	–	–	–
<b>Balances at December 31, 2024</b>		<b>₱30,000,000</b>	<b>₱10,470,023</b>	<b>₱24,524,295</b>	<b>₱34,994,318</b>	<b>₱58,445</b>	<b>(₱36,654)</b>	<b>₱21,791</b>	<b>₱65,016,109</b>

*See accompanying Notes to Financial Statements.*

**IGC SECURITIES INC.**

**STATEMENTS OF CASH FLOWS**

	Note	Years Ended December 31	
		2025	2024
<b>CASH FLOWS FROM OPERATING ACTIVITIES</b>			
Income before income tax		<b>₱3,656,559</b>	₱4,259,058
Adjustments for:			
Interest income	7	<b>(2,581,430)</b>	(1,527,113)
Interest expense	16	<b>2,127,930</b>	2,519,013
Depreciation	12	<b>1,761,551</b>	108,797
Dividend income	10	<b>(273,219)</b>	(302,175)
Retirement benefits expense	17	<b>236,366</b>	213,521
Unrealized foreign exchange loss		<b>25,936</b>	62,904
Provision for (reversal of) impairment losses on trade receivables	8	<b>2,858</b>	(164,962)
Operating income before working capital changes		<b>4,956,551</b>	5,169,043
Decrease (increase) in:			
Trade receivables		<b>(5,231,506)</b>	3,962,787
Other current assets		<b>151,711</b>	17,734,359
Refundable deposit		<b>(98,562)</b>	(51,842)
Increase (decrease) in:			
Trade payables		<b>27,040,740</b>	19,848,760
Other current liabilities		<b>(2,989,163)</b>	(2,807,181)
Net cash generated from operations		<b>23,829,771</b>	43,855,926
Interest received		<b>2,505,406</b>	6,417,636
Income taxes paid		<b>(1,071,530)</b>	(1,265,304)
Retirement benefits paid	17	–	(211,292)
Net cash provided by operating activities		<b>25,263,647</b>	48,796,966
<b>CASH FLOWS FROM INVESTING ACTIVITIES</b>			
Proceeds from sale of financial assets at FVOCI	10	<b>5,963,374</b>	–
Dividends received	10	<b>273,219</b>	302,175
Acquisitions of property and equipment	12	<b>(198,529)</b>	(1,577,437)
Additions to financial assets at FVOCI		–	(3,184,313)
Net cash provided by (used in) investing activities		<b>6,038,064</b>	(4,459,575)
<b>CASH FLOWS FROM FINANCING ACTIVITIES</b>			
Payments of:	16		
Loans		<b>(4,573,042)</b>	(4,164,014)
Interest		<b>(2,127,930)</b>	(2,519,013)
Cash used in financing activities		<b>(6,700,972)</b>	(6,683,027)
<b>NET INCREASE IN CASH AND CASH EQUIVALENTS</b>		<b>24,600,739</b>	37,654,364
<b>EFFECTS OF FOREIGN EXCHANGE RATE CHANGES ON CASH AND CASH EQUIVALENTS</b>		<b>(25,936)</b>	(62,904)
<b>CASH AND CASH EQUIVALENTS AT BEGINNING OF YEAR</b>		<b>60,197,935</b>	22,606,475
<b>CASH AND CASH EQUIVALENTS AT END OF YEAR</b>		<b>₱84,772,738</b>	₱60,197,935

*See accompanying Notes to Financial Statements.*

## IGC SECURITIES INC.

---

### NOTES TO FINANCIAL STATEMENTS AS AT AND FOR THE YEARS ENDED DECEMBER 31, 2025 AND 2024

---

#### 1. Corporate Information

IGC Securities Inc. (the Company) was incorporated in the Philippines and registered with the Securities and Exchange Commission (SEC) on November 23, 1993. The Company is a licensed broker/dealer of stocks with the SEC and is both a member and holder of an exchange trading right issued by the Philippine Stock Exchange, Inc. (PSE). The Company is also engaged in corporate advisory services.

The registered office address of the Company is Unit 1006 Tower One and Exchange Plaza, Ayala Triangle, Ayala Ave. Makati City.

#### **Approval of the Financial Statements**

The financial statements of the Company as at and for the years ended December 31, 2025 and 2024 were approved and authorized for issuance by the Board of Directors (BOD) on April 7, 2026.

---

#### 2. Summary of Material Accounting Policy Information

##### **Basis of Preparation**

The financial statements of the Company have been prepared in compliance with Philippine Financial Reporting Standards (PFRS) Accounting Standards issued by the Philippine Financial and Sustainability Reporting Standards Council and adopted by the SEC. This financial reporting framework includes PFRS Accounting Standards, Philippine Accounting Standards (PAS) and Philippine Interpretations from International Financial Reporting Interpretations Committee Accounting Standards.

Moreover, the statements of financial position contain some additional information in line with the requirements of Rule 52.1 of the Implementing Rules and Regulations of the Securities Regulation Code (SRC).

##### **Measurement Bases**

The financial statements are presented in Philippine Peso, the Company's functional currency. All values are stated in absolute amounts, unless otherwise indicated.

The financial statements have been prepared on a historical cost basis, except for financial assets at fair value through other comprehensive income (FVOCI) and retirement benefit liability which is carried at the present value of defined benefit obligation. Historical cost is generally based on the fair value of the consideration given in exchange for an asset and the fair value of the consideration received in exchange for incurring a liability. Fair value is the price that would be received to sell an asset or paid to transfer a liability in an orderly transaction between market participants at the measurement date.

The Company uses market observable data to the extent possible when measuring the fair value of an asset or a liability. Fair values are categorized into different levels in a fair value hierarchy based on inputs used in the valuation techniques as follows:

- Level 1 - Quoted (unadjusted) market prices in active markets for identical assets or liabilities; or
- Level 2 - Valuation techniques for which the lowest level input that is significant to the fair value measurement is directly or indirectly observable; or
- Level 3 - Valuation techniques for which the lowest level input that is significant to the fair value measurement is unobservable.

If the inputs used to measure the fair value of an asset or a liability might be categorized in different levels of the fair value hierarchy, then the fair value measurement is categorized in its entirety in the same level of the fair value hierarchy as the lowest level input that is significant to the entire measurement.

The Company recognizes transfers between levels of the fair value hierarchy at the end of the reporting period during which the change has occurred.

Further information on assumptions used in fair value measurement is disclosed in the following notes to the financial statements:

- Note 6 - Fair Value Measurement
- Note 10 - Financial Assets at FVOCI

#### **Adoption of Amendments to PFRS Accounting Standards**

The material accounting policies adopted are consistent with those of the previous financial year, except for the adoption of the amendments to PFRS Accounting Standards effective for annual periods beginning on or after January 1, 2025. The adoption of the amendments to PFRS Accounting Standards did not materially affect the financial statements of the Company. Additional disclosures were included in the financial statements, as applicable.

#### **New and Amendments to PFRS Accounting Standards in Issue But Not Yet Effective or Adopted**

Relevant new and amendments to PFRS Accounting Standards, which are not yet effective as at December 31, 2025 and have not been applied in preparing the financial statements, are summarized below:

Effective for annual periods beginning on or after January 1, 2026:

- Amendments to PFRS 9, *Financial Instruments*, and PFRS 7, *Financial Instruments: Disclosures – Classification and Measurement of Financial Assets* – The amendment provides to clarify the requirements related to the date of recognition and derecognition of financial assets and financial liabilities, with an exception for derecognition of financial liabilities settled through cash using an electronic payment system. The amendments also clarify the requirements of assessing contractual cash flow characteristics of financial assets, with additional guidance on assessment of contingent features, and the characteristics of non-recourse loans and contractually linked instruments. The amendments also introduce additional disclosure requirements for equity instruments classified as financial asset measured at FVOCI with contingent features. Earlier application is permitted.

- Annual Improvements to PFRS Accounting Standards Volume 11 -
  - Amendments to PFRS 7, *Financial Instruments: Disclosures* – The amendments update and remove some obsolete references related to the gain or loss on derecognition on financial assets of an entity that has a continuing involvement and to the disclosure requirements on deferred differences between fair value and transaction price. The amendments also clarify that the illustrative guidance does not necessarily illustrate all the requirements for credit risk disclosure. Earlier application is permitted.

Effective for annual periods beginning on or after January 1, 2027 -

- PFRS 18, *Presentation and Disclosure in Financial Statements* – This standard replaces PAS 1, *Presentation of Financial Statements*, and sets out the requirements for the presentation and disclosure of information to help ensure that the financial statements provide relevant information that faithfully represents the entity's assets, liabilities, equity, income and expenses. The standard introduces new categories and sub-totals in the statements of comprehensive income, disclosures on management-defined performance measures, and new principles for grouping of information, which the entity needs to apply retrospectively. Earlier application is permitted.

Under prevailing circumstances, the adoption of the foregoing new and amendments to PFRS Accounting Standards is not expected to have any material effect on the financial statements of the Company, except for the adoption of PFRS 18 which will result in changes in the presentation, classification, and aggregation of items in the statement of comprehensive income and related disclosures. Additional disclosures will be included in the financial statements, as applicable.

### **Financial Instruments**

A financial instrument is any contract that gives rise to a financial asset of one entity and a financial liability or equity instrument of another entity.

*Date of Recognition.* The Company recognizes a financial asset or a financial liability in the statements of financial position when it becomes a party to the contractual provisions of a financial instrument. In the case of a regular way purchase or sale of financial assets, recognition and derecognition, as applicable, is done using trade date accounting.

### **Financial Assets**

*Initial Recognition and Measurement.* Financial assets are recognized initially at fair value, which is the fair value of the consideration given. The initial measurement of financial assets, except for those designated at fair value through profit or loss (FVPL), includes transaction cost.

*Classification.* The Company classifies its financial assets at initial recognition under the following categories: (a) financial assets at amortized cost, (b) financial assets at FVOCI, and (c) financial assets at FVPL. The classification of a financial asset largely depends on the Company's business model for managing the asset and its contractual cash flow characteristics.

As at December 31, 2025 and 2024, the Company does not have financial assets at FVPL.

*Financial Assets at Amortized Cost.* Financial assets are measured at amortized cost if both of the following conditions are met:

- The financial asset is held within a business model whose objective is to hold financial assets in order to collect contractual cash flows; and
- The contractual terms of the financial asset give rise, on specified dates, to cash flows that are solely payments of principal and interest on the principal amount outstanding.

After initial recognition, financial assets at amortized cost are subsequently measured at amortized cost using the effective interest method, less any allowance for impairment. Amortized cost is calculated by taking into account any discount or premium on acquisition and fees that are an integral part of the effective interest rate. Gains and losses are recognized in profit or loss when the financial assets are derecognized or impaired, and through amortization process. Financial assets at amortized cost are included under current assets if realizability or collectability is within 12 months after the reporting period. Otherwise, these are classified as noncurrent assets.

As at December 31, 2025 and 2024, the Company's cash and cash equivalents, trade receivables, other current assets (excluding nonfinancial assets), and refundable deposit are classified under this category.

*Financial Assets at FVOCI – Equity Instruments.* For equity instruments that are not held for trading, the Company may irrevocably designate, at initial recognition, a financial asset to be measured at FVOCI when it meets the definition of equity under PAS 32, *Financial Instruments: Presentation*. This option is available and made on an instrument by instrument basis.

Dividends from equity instruments held at FVOCI are recognized in profit or loss when the right to receive payment is established, unless the dividend clearly represents a recovery of part of the cost of the investment. All other gains or losses from equity instruments are recognized in other comprehensive income (OCI) and presented in the equity section of the statements of financial position. These fair value changes are recognized in equity and are not reclassified to profit or loss in subsequent periods, instead, these are transferred directly to retained earnings when the related equity instruments are sold.

As at December 31, 2025 and 2024, the Company irrevocably designated its investments in quoted equity securities under this category.

*Reclassification.* The Company reclassifies its financial assets when, and only when, it changes its business model for managing those financial assets. The reclassification is applied prospectively from the first day of the first reporting period following the change in the business model (reclassification date).

For a financial asset reclassified out of the financial assets at amortized cost category to financial assets at FVPL, any gain or loss arising from the difference between the previous amortized cost of the financial asset and fair value is recognized in profit or loss.

For a financial asset reclassified out of the financial assets at amortized cost category to financial assets at FVOCI, any gain or loss arising from the difference between the previous amortized cost of the financial asset and fair value is recognized in OCI.

For a financial asset reclassified out of the financial assets at FVOCI category to financial assets at amortized cost, any gain or loss previously recognized in OCI, and any difference between the new amortized cost and maturity amount, are amortized to profit or loss over the remaining life of the investment using the effective interest method. If the financial asset is subsequently impaired, any gain or loss that has been recognized in OCI is reclassified from equity to profit or loss.

In the case of a financial asset that does not have a fixed maturity, the gain or loss shall be recognized in profit or loss when the financial asset is sold or disposed. If the financial asset is subsequently impaired, any previous gain or loss that has been recognized in OCI is reclassified from equity to profit or loss.

*Impairment of Financial Assets at Amortized Cost.* The Company recognizes an allowance for expected credit losses (ECL) for all financial assets at amortized cost. ECL is based on the difference between the contractual cash flows due in accordance with the contract and all the cash flows that the Company expects to receive, discounted at an approximation to the asset's original effective interest rate. The expected cash flows will include cash flows from the sale of collateral held or other credit enhancements that are integral to the contractual terms.

For trade receivables and other receivables, the Company has applied the simplified approach and has calculated ECL based on the lifetime ECL. The Company has established a provision matrix that is based on its historical credit loss experience, adjusted for forward-looking factors specific to its customers and the economic environment.

For other financial assets measured at amortized cost, the ECL is based on the 12-month ECL, using general approach, which pertains to the portion of lifetime ECL that result from default events on a financial instrument that are possible within 12 months after the reporting date. However, when there has been a significant increase in credit risk since initial recognition, the allowance will be based on the lifetime ECL. When determining whether the credit risk of a financial asset has increased significantly since initial recognition, the Company compares the risk of a default occurring on the financial instrument as at the reporting date with the risk of a default occurring on the financial instrument as at the date of initial recognition. The Company also considers reasonable and supportable information, that is available without undue cost or effort, which is indicative of significant increases in credit risk since initial recognition.

The Company considers a financial asset in default when contractual payments are 30 days past due. However, in certain cases, the Company may also consider a financial asset to be in default when internal or external information indicates that the Company is unlikely to receive the outstanding contractual amounts in full before taking into account any credit enhancements attached to the arrangement.

A financial asset is written off when there is no reasonable expectation of recovering the contractual cash flows. This is generally the case when the Company determines that the borrower does not have assets or sources of income that could generate sufficient cash flows to repay the amounts subject to the write-off. This assessment is carried out at the individual asset level. In cases of default, the customer receives a notice of cancellation and does not continue the payments.

*Derecognition.* A financial asset (or where applicable, a part of a financial asset or part of a group of similar financial assets) is derecognized when:

- The right to receive cash flows from the asset has expired;
- The Company retains the right to receive cash flows from the financial asset, but has assumed an obligation to pay them in full without material delay to a third party under a “pass-through” arrangement; or
- The Company has transferred its right to receive cash flows from the financial asset and either (a) has transferred substantially all the risks and rewards of the asset, or (b) has neither transferred nor retained substantially all the risks and rewards of the asset, but has transferred control of the asset.

When the Company has transferred its right to receive cash flows from a financial asset or has entered into a pass-through arrangement, and has neither transferred nor retained substantially all the risks and rewards of ownership of the financial asset nor transferred control of the financial asset, the financial asset is recognized to the extent of the Company’s continuing involvement in the financial asset. Continuing involvement that takes the form of a guarantee over the transferred financial asset is measured at the lower of the original carrying amount of the financial asset and the maximum amount of consideration that the Company could be required to repay.

#### Financial Liabilities

*Initial Recognition and Measurement.* Financial liabilities are recognized initially at fair value, which is the fair value of the consideration received. In case of financial liabilities at amortized costs, the initial measurement is net of any directly attributable transaction costs.

*Classification.* The Company classifies its financial liabilities at initial recognition as either financial liabilities at FVPL or financial liabilities at amortized cost.

As at December 31, 2025 and 2024, the Company does not have financial liabilities at FVPL.

*Financial Liabilities at Amortized Cost.* Financial liabilities are categorized as financial liabilities at amortized cost when the substance of the contractual arrangement results in the Company having an obligation either to deliver cash or another financial asset to the holder, or to settle the obligation other than by the exchange of a fixed amount of cash or another financial asset for a fixed number of its own equity instruments.

These financial liabilities are initially recognized at fair value less any directly attributable transaction costs. After initial recognition, these financial liabilities are subsequently measured at amortized cost using the effective interest method. Amortized cost is calculated by taking into account any discount or premium on the issue and fees that are an integral part of the effective interest rate. Gains and losses are recognized in profit or loss when the liabilities are derecognized or through the amortization process.

As at December 31, 2025 and 2024, the Company’s trade payables, loans payable and other current liabilities (excluding statutory liabilities) are classified under this category.

*Derecognition.* A financial liability is derecognized when the obligation under the liability is discharged, cancelled or has expired. When an existing financial liability is replaced by another from the same lender on substantially different terms, or the terms of an existing liability are substantially modified, such an exchange or modification is treated as a derecognition of the original liability and the recognition of a new liability, and the difference in the respective carrying amounts is recognized in profit or loss.

#### **Offsetting of Financial Assets and Liabilities**

Financial assets and financial liabilities are offset and the net amount is reported in the statements of financial position if, and only if, there is a currently enforceable legal right to offset the recognized amounts and there is intention to settle on a net basis, or to realize the asset and settle the liability simultaneously. This is not generally the case with master netting agreements, and the related assets and liabilities are presented gross in the statements of financial position.

#### **Excess Tax Credits**

Excess tax credits pertain to tax withheld and remitted to Bureau of Internal Revenue (BIR) by the customers of the Company and is deducted from income tax due on the year the income was recognized. Unapplied or excess creditable withholding tax over income tax due is carried forward to be utilized in succeeding years.

#### **Value-added Tax (VAT)**

VAT is a tax on consumption levied on the sale, barter, exchange, or lease of goods or properties and services, and on importation of goods in the Philippines. It is an indirect tax, which may be shifted or passed on to the buyer, transferee or lessee of goods, properties or services. Revenue, expenses and assets (except trade receivables) are generally recognized net of the amount of VAT.

The net amount of VAT payable to the taxation authority is included in "Other current liabilities" account in the statements of financial position.

#### **Exchange Trading Right**

Exchange trading right is classified as an intangible asset and measured on initial recognition at cost. Exchange trading right has an indefinite useful life and is tested for impairment annually. Exchange trading right is not amortized but is carried at cost less accumulated impairment losses, if any. The exchange trading right is deemed to have indefinite useful life as there is no foreseeable limit to the period over which the asset is expected to generate net cash inflows for the Company. The assumption that the exchange trading right remains to be an intangible asset with an indefinite life is reviewed annually to determine whether this continues to be supportable as such. If not, the carrying amount of the asset is amortized over its remaining useful life on a straight-line basis unless a more appropriate amortization method is warranted. Any impairment losses determined are recognized in profit or loss.

Gains or losses arising from the derecognition of exchange trading right are measured as the difference between the net disposal proceeds and the carrying amount of the asset, and are recognized in profit or loss in the period the asset is derecognized.

#### **Property and Equipment**

Property and equipment are carried at cost less accumulated depreciation and any accumulated impairment loss.

The initial cost of property and equipment comprises its purchase price (after deducting trade discounts and rebates) and any directly attributable costs of bringing the asset to its working condition and location for its intended use.

Expenditures incurred after the property and equipment have been put into operation, such as repairs and maintenance, are normally recognized in profit or loss in the year the costs are incurred. In situations where it can be clearly demonstrated that the expenditures have resulted in an increase in the future economic benefits expected to be obtained from the use of an item of property and equipment beyond its originally assessed standard of performance, the expenditures are capitalized as additional costs of property and equipment.

Depreciation is calculated on a straight-line basis over the following estimated useful lives of the property and equipment:

	Number of Years
Office condominium unit and improvements	30
Furniture and fixtures	5
Office equipment	3
Transportation equipment	5

Depreciation begins when it is available in the condition necessary for it to be capable of operating in the manner intended by the management.

The estimated useful lives and depreciation method are reviewed periodically to ensure that these are consistent with the expected pattern of economic benefits from items of property and equipment. Fully depreciated assets are retained in the accounts until these are no longer in use and no further charge for depreciation is made in respect of those assets.

When assets are retired or otherwise disposed of, both the cost and the related accumulated depreciation and any accumulated impairment loss are removed from the accounts. Any resulting gain or loss is recognized in profit or loss.

Construction in progress represents properties under construction and is stated at cost. Cost includes costs of construction and other directly attributable costs. Construction in progress is not depreciated until such time that the relevant assets are completed and ready for operational use.

#### **Impairment of Nonfinancial Assets**

The carrying amounts of nonfinancial assets are reviewed for impairment when events or changes in circumstances indicate that the carrying amounts may not be recoverable. If any such indication exists and when the carrying amounts exceed the estimated recoverable amounts, the assets or cash-generating units (CGU) are written down to their recoverable amounts. The recoverable amount of the asset is the greater of the fair value less cost to sell or value in use. The fair value less cost to sell is the amount obtainable from the sale of an asset in an arm's-length transaction. In assessing value in use, the estimated future cash flows are discounted to their present value using a pre-tax discount rate that reflects current market assessments of the time value of money and the risks specific to the asset. For an asset that does not generate largely independent cash inflows, the recoverable amount is determined for the CGU to which the asset belongs. Impairment losses are recognized in profit or loss.

An assessment is made at each reporting date as to whether there is any indication that previously recognized impairment losses may no longer exist or may have decreased. If such indication exists, the recoverable amount is estimated. A previously recognized impairment loss is reversed only if there has been a change in the estimates used to determine the asset's recoverable amount since the last impairment loss was recognized. In such instance, the carrying amount of the asset is increased to its recoverable amount. However, that increased amount cannot exceed the carrying amount that would have been determined, net of depreciation (in the case of property and equipment), had no impairment loss been recognized for the asset in prior years. Such reversal is recognized in profit or loss. After such reversal, the depreciation charges are adjusted in future years to allocate the asset's revised carrying amount on a systematic basis over its remaining useful life.

### **Equity**

*Capital Stock.* Capital stock is measured at par value for all shares issued and outstanding.

*Retained Earnings.* Retained earnings represent the cumulative balance of net income or losses. At each reporting date, net income or loss of the Company is transferred to retained earnings.

Unappropriated retained earnings pertain to the unrestricted portion available for dividend declaration. Appropriated retained earnings pertain to the restricted portion which is intended for the reserve fund in compliance with the SRC Rule 49.1 (B).

*Other Comprehensive Income (Loss).* Other comprehensive income (loss) consists of items of income and expense that are not recognized in profit or loss in accordance with PFRS Accounting Standards. Other comprehensive income (loss) of the Company pertains to cumulative unrealized gains or losses on changes in fair value of financial assets at FVOCI, net of related deferred tax, and cumulative remeasurement gains or losses on retirement liability, net of related deferred tax, which are presented under "Other equity reserves".

### **Revenue Recognition**

Revenue from contracts with customers is recognized when the performance obligation in the contract has been satisfied, either at a point in time or over time. Revenue is recognized over time if one of the following criteria is met: (a) the customer simultaneously receives and consumes the benefits as the Company perform its obligations; (b) the Company's performance creates or enhances an asset that the customer controls as the asset is created or enhanced; or (c) the Company's performance does not create an asset with an alternative use to the Company and the Company has an enforceable right to payment for performance completed to date. Otherwise, revenue is recognized at a point in time.

The Company also assesses its revenue arrangements to determine if it is acting as a principal or as an agent. The Company has assessed that it acts as agent in its stock brokering transactions while it acts as a principal in its income from other sources.

Revenue from contracts with customers are recognized as follows:

*Commissions.* Commissions are recorded on a trade date basis as trade transactions occur.

*Advisory Fees.* Advisory fees are earned from services provided to customers and are recognized over time using the stage of completion of the Company's progress towards complete satisfaction of a performance obligation. The stage of completion is measured using output method which is based on project milestones.

*Other Income.* Income from other sources is recognized in statements of comprehensive income when earned during the period.

The following are the specific recognition criteria for other revenues outside the scope of PFRS 15, *Revenue from Contracts with Customers*:

*Interest Income.* Interest income is recognized in profit or loss as it accrues, taking into account the effective yield of the asset net of final tax.

*Dividend Income.* Dividend income is recognized when the right to receive the dividends is established.

#### **Cost and Expense Recognition**

Costs and expenses are recognized in profit or loss when a decrease in future economic benefit related to a decrease in an asset or an increase of a liability has arisen that can be measured reliably.

*Cost of Services.* Cost of services are recognized as expense when the related services are rendered.

*Operating Expenses.* Operating expenses constitute costs of administering the business and costs incurred to sell and market the services. These are expensed as incurred.

*Interest Expense.* Interest expense is recognized as incurred unless these are directly attributable to the construction of a qualifying asset, which are capitalized as part of the asset. Interest expense is recognized as it accrues on a time proportion basis using the effective interest method.

#### **Employee Benefits**

*Short-term Employee Benefits.* The Company recognizes short-term employee benefits based on contractual arrangements with employees.

*Retirement Benefits.* Retirement benefit expense is determined using the projected unit credit method. This method reflects services rendered by employees up to the date of valuation and incorporates assumptions concerning employees' projected salaries.

The Company recognizes service costs, comprising current service costs and interest expense in profit or loss.

The retirement benefit liability recognized by the Company is the aggregate of the present value of the defined benefit obligation. The present value of the defined benefit obligation is determined by discounting the estimated future cash outflows using risk-free interest rates of government bonds that have terms to maturity approximating the terms of the related retirement benefit liability.

### **Foreign Currency-Denominated Transactions**

Transactions denominated in foreign currencies are recorded using the exchange rate at the date of the transaction. Outstanding monetary assets and liabilities denominated in foreign currencies are translated using the closing exchange rate at reporting date. Differences arising on settlement or translation of monetary assets and liabilities are recognized in profit or loss.

### **Income Taxes**

*Current Tax.* Current tax assets and liabilities are measured at the amount expected to be recovered from or paid to the taxation authorities. The tax rates and tax laws used to compute the amount are those that have been enacted or substantively enacted at the reporting date.

*Deferred Tax.* Deferred tax is provided on all temporary differences at the reporting date between the tax bases of assets and liabilities and their carrying amounts for financial reporting purposes.

Deferred tax liabilities are recognized for all taxable temporary differences. Deferred tax assets are recognized for all deductible temporary differences. Deferred tax, however, is not recognized when it arises from the initial recognition of an asset or a liability in a transaction that is not a business combination and, at the time of the transaction, affects neither the accounting profit nor taxable profit or loss.

The carrying amount of deferred tax assets is reviewed at each reporting date and reduced to the extent that it is no longer probable that sufficient taxable profit will be available to allow all or part of the deferred tax asset to be utilized. Unrecognized deferred tax assets are reassessed at each reporting date and are recognized to the extent that it has become probable that future taxable profit will allow the deferred tax asset to be recovered.

Deferred tax assets and liabilities are measured at the tax rates that are expected to apply to the period when the asset is realized or the liability is settled, based on tax rates and tax laws that have been enacted or substantively enacted at the reporting date.

Deferred tax assets and liabilities are offset, if a legally enforceable right exists to set off current tax assets against current tax liabilities and the deferred taxes relate to the same taxable entity and the same taxation authority.

### **Related Party Transactions**

Related party transactions are transfers of resources, services, or obligations between the Company and its related parties.

Parties are considered to be related if one party has the ability, directly or indirectly, to control the other party or exercise significant influence over the other party in making financial and operating decisions. Parties are also considered to be related if they are subject to common control. Related parties may be individuals or corporate entities. Transactions between related parties are accounted for at arm's length prices or on terms similar to those offered to non-related parties in an economically comparable market.

### **Provisions and Contingencies**

*Provisions.* Provisions are recognized when the Company has a present obligation (legal or constructive) as a result of a past event, it is probable that an outflow of resources embodying economic benefits will be required to settle the obligation and a reliable estimate can be made of the amount of the obligation. Where the Company expects some or all of a provision to be reimbursed, for example under an insurance contract, the reimbursement is recognized as a separate asset but only when the reimbursement is virtually certain. The expense relating to any provision is presented in profit or loss net of any reimbursement.

If the effect of the time value of money is material, expected future cash flows are discounted using a current pretax rate that reflects current market assessment of the time value of money and, where appropriate, the risks specific to the liability. Where discounting is used, the increase in the provision due to the passage of time is recognized as an interest expense.

*Contingencies.* Contingent liabilities are not recognized in the financial statements. These are disclosed unless the possibility of an outflow of resources embodying economic benefits is remote. Contingent assets are not recognized in the financial statements but are disclosed in the notes to financial statements when an inflow of economic benefits is probable.

### **Events After the Reporting Date**

Post year-end events that provide additional information about the Company's financial position at the end of the reporting period (adjusting events) are reflected in the financial statements, when material. Post year-end events that are not adjusting events are disclosed in the notes to financial statements when material.

---

### **3. Significant Judgments, Accounting Estimates and Assumptions**

The preparation of the financial statements in compliance with PFRS Accounting Standards requires management to exercise judgments and make accounting estimates and assumptions that affect the reported amounts in the financial statements and related notes. The judgments and accounting estimates and assumptions used in the financial statements are based upon management's evaluation of relevant facts and circumstances as at the reporting date.

While the Company believes that the assumptions are reasonable and appropriate, significant differences in the actual experience or significant changes in the assumptions may materially affect the estimated amounts. Actual results could differ from such estimates.

Judgments, accounting estimates and underlying assumptions are reviewed on an ongoing basis. Revisions to accounting estimates are recognized in the period in which the estimate is revised in any future periods affected.

The following are the significant judgments, accounting estimates and assumptions made by the Company:

### **Judgments**

*Classification and Measurement of Financial Assets.* Classification and measurement of financial assets depend on the results of the contractual cash flow and the business model tests.

The Company determines the business model at a level that reflects how groups of financial assets are managed together to achieve a particular business objective.

This assessment includes judgment reflecting all relevant evidence including how the performance of the assets is evaluated, the risks that affect the performance of the assets, and how these risks are managed. The Company monitors financial assets measured at amortized cost or at FVOCI that are derecognized prior to their maturity to understand the reasons for their disposal and whether the reasons are consistent with the objective of the business for which the asset was held.

Monitoring is part of the Company's continuous assessment of whether the business model for which the remaining financial assets are held continues to be appropriate. Otherwise, change in the business model should result to a change in the classification of those financial assets.

As at December 31, 2025 and 2024, the Company irrevocably designated its investments in quoted equity securities under financial assets at FVOCI (see Note 10).

Cash and cash equivalents, trade receivables, other current assets (excluding nonfinancial assets) and refundable deposit were classified as financial assets at amortized cost since the Company's primary business model in relation to these assets is to hold the financial assets to collect contractual cash flows, on specified dates, solely for principal and interest (see Notes 7, 8, 9 and 13).

*Determination of the Fair Value of Financial Instruments.* The fair values of investments that are actively traded in organized financial markets are determined by reference to quoted market prices at the close of business on the reporting date.

In accordance with the amendments to PFRS 7, *Financial Instruments: Disclosures*, disclosures about the level in the fair value hierarchy are required in which the fair value measurements are categorized for assets and liabilities measured in the statements of financial position.

Judgments and methods of determining the fair values of financial instruments are presented in Note 6 to the financial statements.

*Recognition of Advisory Fees.* The Company recognizes advisory fees over time when the performance obligation is satisfied over time under the terms of the advisory engagement. Management uses the output method to measure progress because it best depicts the transfer of services to customers. Progress is measured based on contractually specified project milestones, and revenue is recognized in proportion to milestone completion upon achievement/acceptance of the related deliverables.

The Company's revenue from advisory services rendered in 2025 and 2024 are presented in the statements of comprehensive income.

*Contingencies.* The Company has a contingent liability with respect to a claim which is being contested, the outcome of which is not presently determinable. The detailed information about this claim has not been disclosed as it might prejudice the ongoing negotiations. Management believes that liability arising is not probable, thus, no provisions were made as at December 31, 2025 and 2024.

### **Accounting Estimates and Assumptions**

*Assessment for ECL on Trade Receivables.* The Company, applying the simplified approach in the computation of ECL, initially uses a provision matrix based on historical default rates for trade receivables. The provision matrix specifies provision rates depending on the number of days that a trade receivable is past due. The Company also uses appropriate groupings if its historical credit loss experience shows significantly different loss patterns for different customer segments. The Company then adjusts the historical credit loss experience with forward-looking information on the basis of current observable data to reflect the effects of current and forecasted economic conditions.

The Company adjusts historical default rates to forward-looking default rate by determining the closely related economic factor affecting each customer segment. The Company regularly reviews the methodology and assumptions used for estimating ECL to reduce any differences between estimates and actual credit loss experience.

The determination of the relationship between historical default rates and forecasted economic conditions is a significant estimate. Accordingly, the provision for impairment losses on trade receivables is sensitive to changes in assumptions about forecasted economic conditions.

Provision for impairment losses and reversal of impairment losses on trade receivables were made in 2025 and 2024, respectively and are presented under "Other charges (income) - net" account in the statements of comprehensive income. The carrying amounts of trade receivables and the related allowance for impairment losses as at December 31, 2025 and 2024 are disclosed in Note 8 to the financial statements.

*Assessment for ECL on Other Financial Assets at Amortized Cost.* The Company determines the allowance for ECL, using general approach, based on the probability-weighted estimate of the present value of all cash shortfalls over the expected life of financial assets at amortized cost. ECL is provided for credit losses that result from possible default events within the next 12-months unless there has been a significant increase in credit risk since initial recognition in which case ECL are provided based on lifetime ECL.

When determining if there has been a significant increase in credit risk, the Company considers reasonable and supportable information that is available without undue cost or effort and that is relevant for the particular financial instrument being assessed such as, but not limited to, the following factors:

- Actual or expected external and internal credit rating downgrade;
- Existing or forecasted adverse changes in business, financial or economic conditions; and
- Actual or expected significant adverse changes in the operating results of the counterparty.

The Company also considers financial assets that are more than 30 days past due to be the latest point at which lifetime ECL should be recognized unless it can demonstrate that this does not represent a significant risk in credit risk such as when non-payment was an administrative oversight rather than resulting from financial difficulty of the counterparty.

The Company has assessed that the ECL on other financial assets at amortized cost is immaterial because the transactions with respect to these financial assets were entered into by the Company only with reputable banks and counterparties with good credit standing and relatively low risk of defaults. Accordingly, no provision for impairment losses on other financial assets at amortized cost was recognized in 2025 and 2024.

The carrying amounts of other financial assets at amortized cost which consist of cash and cash equivalents, other current assets excluding nonfinancial assets, and refundable deposit as at December 31, 2025 and 2024 are disclosed in Notes 7, 9 and 13 to the financial statements.

*Estimation of the Useful Life and Assessment for Impairment of Exchange Trading Right.* Exchange trading right is reviewed for impairment annually or more frequently if events or changes in circumstances indicate that the carrying amount may be impaired. The exchange trading right is deemed to have indefinite useful life as there is no foreseeable limit to the period over which the asset is expected to generate net cash inflows for the Company. The management's impairment test for the Company's exchange trading right is based on the available market value. The Company does not intend to sell the exchange trading right in the near future.

There is no change in classification of exchange trading right as intangible asset with indefinite useful life. The recoverable amount of exchange trading right is greater than its cost. Accordingly, no impairment loss on exchange trading right was recognized in 2025 and 2024. The carrying amount of the exchange trading right as at December 31, 2025 and 2024 is disclosed in Note 11 to the financial statements.

*Estimation of the Useful Lives of Property and Equipment.* The Company estimates the useful lives of property and equipment based on the period over which the assets are expected to be available for use and are updated if expectations differ from previous estimates due to physical wear and tear, and technical and commercial obsolescence. The estimated useful lives and depreciation method are reviewed periodically to ensure that the method and periods of depreciation are consistent with the expected patterns of economic benefits from items of property and equipment.

There have been no changes in the estimated useful lives of property and equipment in 2025 and 2024.

Depreciation and carrying amounts of property and equipment as at and for the year ended December 31, 2025 and 2024 are disclosed in Note 12 to the financial statements.

*Assessment for the Impairment of Other Nonfinancial Assets.* The Company assesses impairment of other nonfinancial assets whenever events or changes in circumstances indicate that the carrying amount of an asset may not be recoverable. The relevant factors that the Company considers in deciding whether to perform an asset impairment review include among others, the following:

- Significant underperformance of a business in relation to expectations;
- Significant negative industry or economic trends; and
- Significant changes or planned changes in the use of the assets.

Recoverable amount of the asset is the greater of the fair value less cost of disposal or value in use. The fair value less cost of disposal is the amount obtainable from the sale of an asset in an arm's length transaction less cost of disposal. In assessing value in use, the estimated future cash flows are discounted to their present value using pre-tax discount rates that reflect current market assessment of the time value of money and the risks specific to the asset.

No impairment losses on other nonfinancial assets were recognized in 2025 and 2024. The carrying amounts of property and equipment and other nonfinancial current assets as at December 31, 2025 and 2024 are disclosed in Notes 9 and 12 to the financial statements.

*Determination of the Retirement Benefits.* The determination of the retirement benefit liability and expense is dependent on discount rate and other assumptions used in calculating such amounts. Actual results that differ from the Company's assumptions are accumulated and amortized over future periods and therefore, generally affect the recognized expense and recorded liability in such future periods. While the Company believes that the assumptions are reasonable and appropriate, significant differences in the actual experience or significant changes in the assumptions may materially affect the retirement benefit liability.

Retirement benefit cost and the carrying amount of retirement benefit liability as at and for the years ended December 31, 2025 and 2024 are disclosed in Note 17 to the financial statements.

*Recognition of Deferred Tax Assets.* The Company reviews the carrying amount of deferred tax assets at each reporting date and reduces the balance to the extent that it is no longer probable that sufficient taxable profit will be available to allow all or part of the deferred tax assets to be utilized.

Deferred tax assets as at December 31, 2025 and 2024 are disclosed in Note 18 to the financial statements.

---

#### 4. **Financial Risk Management Objectives and Policies**

The Company's principal financial instruments consist mainly of cash and cash equivalents, trade receivables, other current assets (excluding nonfinancial assets), financial assets at FVOCI, refundable deposit, trade payables, loans payable, and other current liabilities (excluding statutory liabilities).

The main risks arising from the Company's use of financial instruments include credit risk, liquidity risk and market risks. The Company's overall risk management process focuses on the unpredictability of financial markets and seeks to minimize potential adverse effects on the Company's financial performance. The BOD regularly reviews and approves the appropriate policies for managing these financial risks as summarized below.

##### **Credit Risk**

The Company's exposure to credit risk arises from the failure of a counterparty in fulfilling its financial commitments to the Company under the prevailing contractual terms. Financial instruments that potentially subject the Company to credit risk consist primarily of trade receivables and other financial assets at amortized cost.

The Company also considers financial assets, except those arising from stock brokering transactions, that are more than 30 days past due to be the latest point at which lifetime ECL should be recognized unless it can demonstrate that this does not represent a significant increase in credit risk such as when non-payment arise from administrative oversight rather than resulting from financial difficulty of the borrower.

The Company has no significant concentration of credit risk with any single counterparty or company of counterparties having similar characteristics.

### Credit Quality Analysis of Financial Assets at Amortized Cost

	2025			Total
	12-Month ECL	Lifetime ECL - Not Credit Impaired	Lifetime ECL - Credit Impaired	
Financial assets at amortized cost:				
Cash in banks and cash equivalents	<b>₱84,762,738</b>	<b>₱-</b>	<b>₱-</b>	<b>₱84,762,738</b>
Trade receivables	–	<b>66,777,657</b>	<b>107,097</b>	<b>66,884,754</b>
Other current assets*	<b>1,173,444</b>	<b>928,916</b>	–	<b>2,102,360</b>
Refundable deposit	<b>1,434,327</b>	–	–	<b>1,434,327</b>
	<b>₱87,370,509</b>	<b>₱67,706,573</b>	<b>₱107,097</b>	<b>₱155,184,179</b>

\*Excluding nonfinancial assets amounting to ₱2,797,684 as at December 31, 2025.

	2024			Total
	12-Month ECL	Lifetime ECL - Not Credit Impaired	Lifetime ECL - Credit Impaired	
Financial assets at amortized cost:				
Cash in banks and cash equivalents	<b>₱60,187,935</b>	<b>₱-</b>	<b>₱-</b>	<b>₱60,187,935</b>
Trade receivables	–	<b>61,549,009</b>	<b>104,239</b>	<b>61,653,248</b>
Other current assets*	<b>1,322,822</b>	<b>852,892</b>	–	<b>2,175,714</b>
Refundable deposit	<b>1,335,765</b>	–	–	<b>1,335,765</b>
	<b>₱62,846,522</b>	<b>₱62,401,901</b>	<b>₱104,239</b>	<b>₱125,352,662</b>

\*Excluding nonfinancial assets amounting to ₱2,365,830 as at December 31, 2024.

### Trade Receivables

The Company limits its exposure to credit risk on receivables from stock brokering by transacting mainly with recognized and creditworthy customers based on their profile (i.e., financial capacity, reputation, and collateral). The Company also monitors receivable balances regularly. In accordance with the Risk-Based Capital Adequacy (RBCA) requirements, limits are imposed to avoid large exposure to a single client or counterparty and single equity relative to a particular issuer company or group of companies. Furthermore, credit exposures are minimized by collateral held in the form of securities purchased.

The Company uses a provision matrix to calculate ECL for trade receivables. The provision rates are based on days past due for groupings of various customer segments analyzed by customer type, credit terms, and offsetting arrangements. The provision matrix is based on the Company's historical default rates, which are adjusted for forward-looking information if forecast of economic conditions (i.e., stock market index) are expected to improve over the next year which can lead to a decreased number of defaults in the stock trading industry. At each reporting date, the observed historical default rates are updated and changes in the forward-looking estimates are analyzed.

As at December 31, 2025 and 2024, the exposure to credit risk for trade receivables by type of counterparty is as follows:

<b>2025</b>				
	<b>Neither Past due nor Impaired</b>	<b>Past Due but not Impaired</b>	<b>Impaired</b>	<b>Total</b>
Customers	<b>₱1,416,617</b>	<b>₱55,650,461</b>	<b>₱107,097</b>	<b>₱57,174,175</b>
Clearing house	<b>6,568,728</b>	–	–	<b>6,568,728</b>
	<b>₱7,985,345</b>	<b>₱55,650,461</b>	<b>₱107,097</b>	<b>₱63,742,903</b>

<b>2024</b>				
	<b>Neither Past due nor Impaired</b>	<b>Past Due but not Impaired</b>	<b>Impaired</b>	<b>Total</b>
Customers	<b>₱23,438,800</b>	<b>₱35,624,205</b>	<b>₱104,239</b>	<b>₱59,167,244</b>
Clearing house	<b>2,486,004</b>	–	–	<b>2,486,004</b>
	<b>₱25,924,804</b>	<b>₱35,624,205</b>	<b>₱104,239</b>	<b>₱61,653,248</b>

The aging analysis of the Company's trade receivables from customers as at December 31, 2025 and 2024 is as follows:

<b>2025</b>			
Days from Transaction Date of Counterparty	<b>Amount</b>	<b>Collateral (Net of Haircut)</b>	<b>Counterparty Exposure</b>
1 to 2 days	<b>₱1,416,617</b>	<b>₱62,500,062</b>	<b>₱–</b>
3 to 13 days	<b>1,963,058</b>	<b>3,483,589</b>	<b>264,640</b>
14 to 31 days	<b>4,339,115</b>	<b>4,339,115</b>	–
Over 31 days	<b>49,455,385</b>	<b>113,079,432</b>	<b>67,836</b>
	<b>₱57,174,175</b>	<b>₱183,402,198</b>	<b>₱332,476</b>

<b>2024</b>			
Days from Transaction Date of Counterparty	<b>Amount</b>	<b>Collateral (Net of Haircut)</b>	<b>Counterparty Exposure</b>
1 to 2 days	<b>₱23,438,800</b>	<b>₱28,868,436</b>	<b>₱11,518,917</b>
3 to 13 days	<b>2,835,286</b>	<b>21,921,186</b>	<b>117,692</b>
14 to 31 days	<b>3,345,744</b>	<b>114,159,740</b>	<b>1,040</b>
Over 31 days	<b>29,547,414</b>	<b>103,164,660</b>	<b>47,013</b>
	<b>₱59,167,244</b>	<b>₱268,114,022</b>	<b>₱11,684,662</b>

SRC requires broker/dealers to maintain a stock record for each cash and margin account of every customer regardless of the frequency of transactions. The stock record is a record of accountability reflecting all securities for which the Company has custodial responsibility or proprietary ownership. Transactions in the customer accounts cover both money balances and security positions, with the security transaction and related money generally recorded on the settlement date.

On a regular basis, collateral valuations of customers' accounts are analyzed to ensure that these are sufficient to cover the outstanding balances due to the Company.

As at December 31, 2025 and 2024, trade receivables from brokering transactions amounting to ₱57,174,175 and ₱59,167,244, respectively, are secured by collateral comprising of quoted equity securities with a total market value of ₱268,642,385 and ₱388,845,453, respectively (see Note 8).

#### Other Financial Assets at Amortized Cost

The Company's other financial assets at amortized cost consist of cash and cash equivalents, refundable deposit and other current financial assets. The Company limits its exposure to credit risk by investing its cash and short-term placements only with counterparties that have good credit standing and reputation in the local and international banking industry. These instruments are graded in the top category by an acceptable credit rating agency and, therefore, are considered to be low credit risk investments.

For refundable deposit and other current financial assets, credit risk is low since the Company only transacts with reputable counterparties with relatively low risk of default with respect to these financial assets.

It is the Company's policy to measure ECL using general approach based on the probability-weighted estimate of the present value of all cash shortfalls over the expected life of financial assets at amortized cost. However, when there has been a significant increase in credit risk since origination, the allowance will be based on the lifetime ECL.

When determining if there has been a significant increase in credit risk, the Company considers reasonable and supportable information that is available without undue cost or effort and that is relevant for the particular financial instrument being assessed such as, but not limited to, the following factors:

- Actual or expected external and internal credit rating downgrade;
- Existing or forecasted adverse changes in business, financial or economic conditions; and
- Actual or expected significant adverse changes in the operating results of the borrower.

The Company also considers financial assets that are more than 30 days past due to be the latest point at which lifetime ECL should be recognized unless it can demonstrate that this does not represent a significant credit risk such as when non-payment arise from administrative oversight rather than resulting from financial difficulty of the borrower.

No provision for expected credit losses on other financial assets at amortized cost was recognized in 2025 and 2024.

#### Liquidity Risk

Liquidity risk arises from the possibility that the Company may encounter difficulties in raising adequate funds to meet its financial commitments at a reasonable cost. The Company's objectives in effectively managing its liquidity are: (a) to ensure that adequate funding is available at all times; (b) to meet the commitments as they arise without incurring unnecessary costs; and (c) to be able to access funding when needed at the least possible cost.

The Company monitors its cash flows particularly by reviewing, on a periodic basis, the collectability of receivable from customers and credit facilities available for the Company to meet the funding requirements needed for operations. Further, special reserve requirements for the customers of the Company are maintained in the bank in compliance with SRC Rule 49.2-1 (see Note 7).

The table below summarizes the maturity profile of the financial liabilities of the Company based on remaining contractual undiscounted cash flows as at December 31, 2025 and 2024:

	2025			2024		
	Due Within One Year	Due Beyond One Year	Total	Due Within One Year	Due Beyond One Year	Total
Trade payables	<b>₱117,886,859</b>	<b>₱-</b>	<b>₱117,886,859</b>	₱90,846,119	<b>₱-</b>	₱90,846,119
Loans payable*	<b>6,174,480</b>	<b>15,225,874</b>	<b>21,400,354</b>	4,941,350	27,689,300	32,630,650
Other current liabilities**	<b>2,353,750</b>	<b>-</b>	<b>2,353,750</b>	5,324,111	<b>-</b>	5,324,111
	<b>₱126,415,089</b>	<b>₱15,225,874</b>	<b>₱141,640,963</b>	₱101,111,580	₱27,689,300	₱128,800,880

\*Inclusive of future interests.

\*\*Excluding statutory liabilities amounting to ₱728,362 and ₱747,164 as at December 31, 2025 and 2024, respectively.

### **Market Risks**

Market risk is the risk that the Company's earnings decline, either immediately or over time, as a result of a change in market factors or foreign exchange rates. The level of market risk to which the Company is exposed varies continually as a result of changing market expectations and changing market conditions.

*Equity Price Risk.* Equity price risk is the risk that the fair values of quoted equity securities would decrease as a result of the adverse changes in the quoted equity prices as affected by both rational and irrational market forces. The equity price risk exposure of the Company arises mainly from its financial assets at FVOCI.

The Company's policy is to maintain the risk to an acceptable level. Movement in share prices is monitored regularly to determine the impact on its financial position.

The table below sets forth the impact of changes in PSE index (PSEi) in the Company's unrealized gains or losses on its financial assets at FVOCI in 2025 and 2024:

	2025		2024	
Changes in PSEi	<b>16.68%</b>	<b>(16.68%)</b>	15.34%	(15.34%)
Changes in trading income at equity portfolio under:				
Electricity, energy, power and water	<b>₱5,538,285</b>	<b>(₱5,538,285)</b>	₱132,697	(₱132,697)
Banks	<b>773</b>	<b>(773)</b>	273,698	(273,698)
Casinos and gaming	<b>268</b>	<b>(268)</b>	20,454	(20,454)
Mining	<b>261</b>	<b>(261)</b>	41,190	(41,190)
Others	<b>6,075</b>	<b>(6,075)</b>	4,985	(4,985)
	<b>₱5,545,662</b>	<b>(₱5,545,662)</b>	₱473,024	(₱473,024)

The sensitivity rates used for reporting equity price risk represent management's assessment of the reasonably possible change in equity pricing per PSEi. The sensitivity analysis includes the Company's stock portfolio with amounts adjusted by its specific beta for their valuation at the reporting date.

### **Interest Rate Risk**

Interest rate risk arises from the possibility that the fair value or future cash flows of a financial instrument will fluctuate because of changes in market interest rates. The Company follows a prudent policy on managing its financial assets and liabilities so as to ensure that exposures to fluctuations in interest rate are kept within acceptable limits.

The Company's exposure to the risk of changes in market interest rates primarily relates to loans payable amounting to ₱18,120,105 and ₱22,693,147 in 2025 and 2024, respectively. The Company is exposed to a significant interest rate risk on its loans payable which bear interest rates subject to repricing due to changes in the benchmark interest rate.

The following table below demonstrates the sensitivity of the Company's income before tax in 2025 and 2024, due to reasonably possible change in interest rates, with all other variables held constant. There is no other impact on the Company's equity other than those already affecting profit or loss.

	Increase/Decrease in Interest Rate	Increase (Decrease) in Income Before Income Tax
<b>December 31, 2025</b>	<b>+1.00%</b>	<b>(₱529,612)</b>
	<b>-1.00%</b>	<b>529,612</b>
December 31, 2024	+1.00%	(792,108)
	-1.00%	729,108

*Foreign Currency Risk.* Foreign currency risk is the risk that the fair value of future cash flows of a financial instrument will fluctuate because of changes in foreign exchange rates.

The Company's transactional currency exposures arise from its United States dollar (US\$) denominated cash in banks amounting to US \$2,817 and US \$2,872 as at December 31, 2025 and 2024, respectively.

The Company periodically reviews the trend of the foreign exchange rates to address its exposure in foreign currency risk. The Company's policy is to maintain foreign currency exposure within acceptable limits and within the existing regulatory guidelines.

For purposes of translating the outstanding balances of the Company's foreign currency-denominated cash in banks as at December 31, 2025 and 2024, the exchange rates applied were ₱58.79 and ₱57.85 per US\$1, respectively.

As at December 31, 2025 and 2024, the Company has minimal exposure to foreign currency risk.

---

## 5. Capital Management

The Company's objective in managing capital is to ensure that a stable capital base is maintained in accordance with industry regulations, while maintaining investor, creditor and market confidence to sustain the future development of the business.

The Company's BOD has the overall responsibility for monitoring capital proportion to risks. The Associated Person designated by the Company monitors compliance with minimum net capital requirements imposed by PSE and SEC.

The Company, being a broker/dealer in securities, is regulated by PSE and SEC, and is subject to the following capital requirements in accordance with the SRC.

**Required Capitalization for Broker/Dealers**

In compliance with SRC Rule 28 of the 2015, *Implementing Rules and Regulations of SRC*, trading participants are required to have an unimpaired paid-up capital of ₱100,000,000 for those who will be participating in a registered clearing agency. However, other broker/dealers with existing licenses as of effectivity date of this rule shall maintain an unimpaired paid-up capital of ₱30,000,000 and file surety bond of not less than ₱10,000,000 for brokers and not less than ₱2,000,000 for dealers.

Unimpaired paid-up capital pertains to the Company's paid-up capital less any deficit. The unimpaired paid-up capital of the Company amounted to ₱30,000,000 as at December 31, 2025 and 2024. The Company's surety bond has a coverage of up to ₱12,000,000 as at December 31, 2025 and 2024.

As at December 31, 2025 and 2024, the Company is compliant with the capital requirements.

Details of the Company's common shares with par value of ₱1,000 per share as at December 31, 2025 and 2024 are as follows:

	Number of Shares	Amount
<b>Authorized</b>		
Balance at beginning and end of year	30,000	₱30,000,000
<b>Issued and Outstanding</b>		
Balance at beginning and end of year	30,000	₱30,000,000

**Reserve Fund**

As prescribed by SRC Rule 49.1 (B), the Company shall annually appropriate 30% of its audited income after tax and transfer the same to "Appropriated Retained Earnings" given that its unimpaired capital is between ₱10,000,000 and ₱30,000,000. The Company appropriated a reserve fund amounting to ₱920,934 and ₱996,155 in 2025 and 2024, respectively.

Accordingly, the cumulative retained earnings appropriated for the reserve fund amounted to ₱11,390,957 and ₱10,470,023 as at December 31, 2025 and 2024, respectively.

**Net Liquid Capital (NLC)**

The Company is required, at all times, to have and maintain NLC of ₱5.0 million or 5% of its Aggregate Indebtedness (AI), whichever is higher.

In computing for NLC, all non-allowable assets/equities and collateralized liabilities will be deducted and allowable liabilities and equities are added to equity per books. The equity eligible for NLC pertains to the sum of the following:

- (a) Equity per books;
- (b) Liabilities subordinated to the claims of creditors in conformity with SRC Rule 49.1 and in accordance with a prescribed schedule; and
- (c) Deposits for future stock subscription for which an application for increase in capital stock or request for exemption for registration has been filed with SEC.

The eligible equity for NLC shall exclude deferred income tax, revaluation reserves and any minority interest and any outside investments in affiliates and associates.

In computing for NLC, the equity eligible for NLC is adjusted by the following:

- (a) Adding unrealized gains (or deducting unrealized losses) in the accounts of the Company;
- (b) Deducting fixed assets and assets which cannot be readily converted into cash (less any AI in accordance with SRC Rule 49.1);
- (c) Deducting general guarantees and indemnities for loans and indebtedness other than those incurred by the Company, unless otherwise permitted by SEC; and
- (d) Deducting long and short securities differences.

AI shall mean the total money liabilities of a broker/dealer arising in connection with any transaction whatsoever and includes, among other things, money borrowed, money payable against securities loaned and securities failed to receive, market value of securities borrowed to the extent to which no equivalent value is paid or credited (other than the market value of margin securities borrowed from customers and margin securities borrowed from non-customers), customers' and non-customers' free credit balances, and credit balances in customers' and non-customers' accounts having short positions in securities, but excluding the items set out in SRC Rule 49.1 (1) (D).

The Company's NLC met the minimum prescribed amount as at December 31, 2025 and 2024 as shown below:

	2025	2024
NLC:		
Equity eligible for NLC	<b>₱68,455,633</b>	₱64,459,151
Less ineligible assets	<b>37,983,669</b>	39,808,345
	<b>30,471,964</b>	24,650,806
Required NLC (Higher of):		
5% of AI	<b>6,149,608</b>	4,952,801
Minimum amount	<b>5,000,000</b>	5,000,000
	<b>6,149,608</b>	5,000,000
Net Risk-Based Capital Excess	<b>₱24,322,356</b>	₱19,650,806

#### **Ratio of AI to NLC**

The Company shall not permit its AI to all other persons to exceed 2,000% of its NLC. The Company's AI consisted of 404% and 402% of its NLC as at December 31, 2025 and 2024, respectively.

#### **RBCA Requirement/Ratio**

The RBCA requirement/ratio refers to the minimum levels of capital to be maintained by brokers/dealers who are licensed, or securing a broker/dealer license, taking into consideration the firm size, complexity and business risk. Such risks that are considered in determining the capital requirement include, among others, operational, position, counterparty, large exposure, underwriting, and margin financing risks. The RBCA ratio should be greater than or equal to 1:1.

The RBCA ratio is the ratio linking the NLC of the Company to its Total Risk Capital Requirement (TRCR), calculated as the Company's NLC divided by its TRCR. The TRCR is the sum of:

- (a) Operational Risk Requirement (ORR);
- (b) Credit Risk Requirement which include requirements for Counterparty Risk, Settlement Risk, Large Exposure Risk, and Margin Lending/Financing Risk; and
- (c) Position or Market Risk Requirement.

	2025	2024
NLC	<b>₱30,471,964</b>	₱24,650,806
TRCR:		
Operational risk	<b>8,623,723</b>	2,730,637
Counterparty risk	<b>40,306</b>	13,291
Position risk	<b>13,250</b>	9,562
	<b>₱8,677,279</b>	₱2,753,490
RBCA ratio	<b>351%</b>	895%

As at December 31, 2025 and 2024, the Company is compliant with the required RBCA ratio.

#### **Ratio of Core Equity to ORR**

The Company's core equity shall be at all times greater than its ORR.

Core equity refers to the sum of paid-up capital stock, dividends distributable, additional paid-in capital, surplus reserves excluding revaluation reserves or appraisal capital, and opening retained earnings adjusted for all current year movements. Core equity shall exclude treasury shares and unrecorded valuation reserves and other capital adjustments (such as unrealized gain in value of financial assets at FVOCI).

The Company's ratio of core equity to ORR is as follows:

	2025	2024
Capital stock	<b>₱30,000,000</b>	₱30,000,000
Unappropriated retained earnings, beginning	<b>24,524,295</b>	22,199,932
Core equity	<b>54,524,295</b>	52,199,932
ORR	<b>8,623,723</b>	2,730,637
<b>Ratio of Core Equity to ORR</b>	<b>632%</b>	1,912%

## 6. Fair Value Measurement

The following table presents the carrying amounts and fair values of the Company's asset measured at fair value and liability for which fair value is disclosed and the corresponding fair value hierarchy:

2025					
	Note	Carrying Amount	Fair Value		
			Quoted Prices in Active Markets (Level 1)	Significant Observable Inputs (Level 2)	Significant Unobservable Inputs (Level 3)
<b>Asset Measured at Fair Value</b>					
Financial assets at FVOCI -					
Quoted equity securities	10	₱1,712,061	₱1,712,061	₱-	₱-
<b>Liability for which Fair Value is Disclosed</b>					
Financial liability at amortized cost -					
Loans payable	16	₱18,120,105	₱-	₱15,480,814	₱-

2024					
	Note	Carrying Amount	Fair Value		
			Quoted Prices in Active Markets (Level 1)	Significant Observable Inputs (Level 2)	Significant Unobservable Inputs (Level 3)
<b>Asset Measured at Fair Value</b>					
Financial assets at FVOCI -					
Quoted equity securities	10	₱7,049,973	₱7,049,973	₱-	₱-
<b>Liability for which Fair Value is Disclosed</b>					
Financial liability at amortized cost -					
Loans payable	16	₱22,693,147	₱-	₱18,374,731	₱-

The Company used the following techniques to determine the fair value measurements:

*Quoted Equity Securities.* The Company's financial assets at FVOCI as at December 31, 2025 and 2024 are carried at fair values based on sources classified under the Level 1 category. The fair values are based on PSE closing prices as at December 29, 2025 and December 24, 2024, respectively.

*Loans Payable.* The fair values are estimated as the present value of all future cash flows discounted using applicable rates for similar type of instrument. The discount rates used range from 9.80% to 9.70% and 9.72% to 9.80% in 2025 and 2024, respectively. The fair valuation is classified under Level 2 category.

There were no transfers between Level 1, Level 2 and Level 3 fair value measurements in 2025 and 2024.

The table below presents the financial assets and liabilities of the Company whose carrying amounts approximate its fair value due to short-term nature of the financial instruments or their fair values cannot be reliably determined:

	2025	2024
Financial assets at amortized cost:		
Cash and cash equivalents	<b>₱84,772,738</b>	₱60,197,935
Trade receivables	<b>66,777,657</b>	61,549,009
Other current assets*	<b>2,102,360</b>	2,175,714
Refundable deposit	<b>1,434,327</b>	1,335,765
	<b>₱155,087,082</b>	₱125,258,423
Financial liabilities at amortized cost:		
Trade payables	<b>₱117,886,859</b>	₱90,846,119
Other current liabilities**	<b>2,353,750</b>	5,324,111
	<b>₱120,240,609</b>	₱96,170,230

\*Excluding nonfinancial assets amounting to ₱2,797,684 and ₱2,365,830 as at December 31, 2025 and 2024, respectively.

\*\*Excluding statutory liabilities amounting to ₱728,362 and ₱747,164 as at December 31, 2025 and 2024, respectively.

## 7. Cash and Cash Equivalents

This account consists of:

	2025	2024
Cash on hand	<b>₱10,000</b>	₱10,000
Cash in banks	<b>34,053,177</b>	21,717,572
Cash equivalents	<b>50,709,561</b>	38,470,363
	<b>₱84,772,738</b>	₱60,197,935

Cash in banks earn interest at the prevailing bank deposit rates and are immediately available for use in the current operations. Cash equivalents are placements made for varying periods of up to three (3) months depending on the Company's immediate cash requirements and earn interest at the prevailing placement rates ranging from 3.50% to 4.20 % and 3.80% to 4.20% in 2025 and 2024, respectively.

In compliance with SRC Rule 49.2-1 covering customer protection and custody of securities, the Company maintains a special reserve bank account for the exclusive benefit of its customers amounting to ₱73,889,273 and ₱46,811,571 as at December 31, 2025 and 2024, respectively. The Company's reserve requirement is determined weekly based on SEC's prescribed computation. As at December 31, 2024, the Company's reserve accounts are adequate to cover its reserve requirements.

As at December 31, 2025, the computed reserve requirement amounted to ₱78,971,773. Under SRC Rule 49.2-4, additional deposits shall be made no later than one (1) hour after the opening of banking business on the second following business day. To comply with the reserve requirement, the Company deposited ₱5,200,000 to the special reserve bank accounts on January 2, 2026.

Details of interest income are as follows:

	Note	2025	2024
Cash in banks and cash equivalents		<b>₱2,157,799</b>	₱1,091,853
Trade receivables	8	<b>423,631</b>	435,260
		<b>₱2,581,430</b>	<b>₱1,527,113</b>

Interest receivable amounted to ₱136,916 and ₱60,892 as at December 31, 2025 and 2024, respectively (see Note 9).

## 8. Trade Receivables

This account consists of:

	Note	2025	2024
Trade receivables from:			
Customers:			
Third party		<b>₱37,926,918</b>	₱47,893,428
Related parties	19	<b>22,389,108</b>	11,273,816
Clearing house		<b>6,568,728</b>	2,486,004
		<b>66,884,754</b>	61,653,248
Less allowance for impairment losses		<b>107,097</b>	104,239
		<b>₱66,777,657</b>	<b>₱61,549,009</b>

Trade receivables from customers consist of amounts collectible from customers arising from trading transactions and advisory services. The receivables from advisory fees amounted to ₱3,141,851 and nil as at December 31, 2025 and 2024, respectively.

Trade receivables from trading transactions with customers and related parties are due within two (2) business days from the transaction date.

Trade receivables arising from advisory fees are generally collectible within 90 days from the date of billing and are non-interest bearing.

Receivables from customers are due and collectible within one (1) year from the reporting date and bear effective interest rates ranging from 1.00% to 1.50% per month. Interest income earned on trade receivables amounted to ₱423,631 and ₱435,260 in 2025 and 2024, respectively (see Note 7).

Details of trade receivables arising from trading transactions with customers and related parties are as follows:

	2025		2024	
	Money Balance	Security Valuation - Long	Money Balance	Security Valuation - Long
Receivables from:				
Fully secured accounts:				
More than 250%	₱37,434,848	₱264,038,949	₱1,210,086	₱317,106,752
Between 200% and 250%	3,409	956,951	494	1,102
Between 150% and 200%	288,612	2,643,297	2,443,152	4,040,423
Between 100% and 150%	18,422,513	717,363	55,249,077	67,541,511
Partially secured accounts	1,011,015	285,825	251,235	155,665
Unsecured accounts	13,778	–	13,200	–
	57,174,175	268,642,385	59,167,244	388,845,453
Less allowance for impairment losses	107,097	–	104,239	–
	₱57,067,078	₱268,642,385	₱59,063,005	₱388,845,453

Collaterals related to receivables from customers and related parties amounting to ₱268,642,385 and ₱388,845,453 as at December 31, 2025 and 2024, respectively, pertain to quoted equity securities. The fair values of these securities are based on prevailing quoted market prices, which are usually the closing prices from active markets as at reporting date.

Receivables from clearing house are due and collectible after two (2) business days from transaction date. Accordingly, balances as at December 31, 2025 and 2024 were fully collected in the following month.

The balance and movements in the allowance for impairment losses are as follows:

	2025	2024
Balance at beginning of year	₱104,239	₱269,201
Provision (reversal)	2,858	(164,962)
Balance at end of year	₱107,097	₱104,239

## 9. Other Current Assets

This account consists of:

	Note	2025	2024
Receivable from officers and employees		₱1,173,444	₱1,322,822
Excess tax credits		2,626,959	2,192,772
Rental deposit	19	792,000	792,000
Interest receivable	7	136,916	60,892
Others		170,725	173,058
		₱4,900,044	₱4,541,544

Receivable from officer and employees are unsecured, noninterest-bearing and generally collectible within one (1) year.

Interest receivable, which represents interest earned on cash equivalents and receivables from customers, is generally collectible within one (1) year.

---

#### 10. Financial Assets at FVOCI

This account consists of quoted equity securities held by the Company which amounted to ₱1,712,061 and ₱7,049,973 as at December 31, 2025 and 2024, respectively.

The balances and movements of cumulative unrealized gains (losses) on financial assets at FVOCI recognized in the statements of financial position as at December 31 are as follows:

	2025		
	Cumulative Unrealized Gains (Losses)	Deferred Tax	Net
Balances at beginning of year	₱77,928	(₱19,483)	₱58,445
Unrealized gain on fair value changes	1,040,249	(260,062)	780,187
Reclassification of realized gain on sale	(1,659,144)	414,787	(1,244,357)
Balances at end of year	(₱540,967)	₱135,242	(₱405,725)

	2024		
	Cumulative Unrealized Gains	Deferred Tax	Net
Balances at beginning of year	₱446,609	(₱111,653)	₱334,956
Unrealized losses on fair value changes	(368,681)	92,170	(276,511)
Balances at end of year	₱77,928	(₱19,483)	₱58,445

The fair value of quoted equity securities as at December 31, 2025 and 2024 are based on quoted market prices or bidding dealer price quotations from active markets which are sources classified under Level 1 category (see Note 6).

Dividend income earned from financial assets at FVOCI amounted to ₱273,219 and ₱302,175 in 2025 and 2024, respectively.

In 2025, the Company disposed financial assets at FVOCI with proceeds amounting to ₱5,963,374.

---

#### 11. Exchange Trading Right

Under the PSE rules, all exchange trading rights are pledged at its full value to the PSE to secure the payment of all debts to other members of the PSE arising out of, or in connection with, the present or future members' contracts.

The carrying amount of the exchange trading right is ₱3,500,000 as at December 31, 2025 and 2024.

As at December 31, 2025 and 2024, the latest transacted price of the exchange trading right, as provided by the PSE, amounted to ₱7,700,000 and ₱8,000,000, respectively. Accordingly, there is no indication of impairment of exchange trading right as at December 31, 2025 and 2024.

## 12. Property and Equipment

The balances and movements in this account as at and for the years ended December 31, 2025 and 2024 are as follows:

	Office Condominium Unit and Improvements	Furniture and Fixtures	Office Equipment	Transportation Equipment	Total
<b>Cost</b>					
Balances at beginning of year	₱47,685,385	₱206,322	₱1,084,943	₱1,574,107	₱50,550,757
Additions	–	–	198,529	–	198,529
Balances at end of the year	47,685,385	206,322	1,283,472	1,574,107	50,749,286
<b>Accumulated Depreciation</b>					
Balances at beginning of year	–	–	942,565	1,574,107	2,516,672
Depreciation	1,589,513	41,264	130,774	–	1,761,551
Balances at end of year	1,589,513	41,264	1,073,339	1,574,107	4,278,223
<b>Carrying Amounts</b>	<b>₱46,095,872</b>	<b>₱165,058</b>	<b>₱210,133</b>	<b>₱–</b>	<b>₱46,471,063</b>

2024						
	Office Condominium Unit and Improvements	Furniture and Fixtures	Office Equipment	Transportation Equipment	Construction in Progress	Total
<b>Cost</b>						
Balances at beginning of year	₱32,546,385	₱–	₱1,070,671	₱1,574,107	₱13,782,157	₱48,973,320
Additions	–	206,322	14,272	–	1,356,843	1,577,437
Reclassification	15,139,000	–	–	–	(15,139,000)	–
Balances at end of the year	47,685,385	206,322	1,084,943	1,574,107	–	50,550,757
<b>Accumulated Depreciation</b>						
Balances at beginning of year	–	–	833,768	1,574,107	–	2,407,875
Depreciation	–	–	108,797	–	–	108,797
Balances at end of year	–	–	942,565	1,574,107	–	2,516,672
<b>Carrying Amounts</b>	<b>₱47,685,385</b>	<b>₱206,322</b>	<b>₱142,378</b>	<b>₱–</b>	<b>₱–</b>	<b>₱48,034,085</b>

In 2024, the improvements on the Company's office condominium unit were reclassified from "Construction in progress" to "Office condominium unit and improvements". As at December 31, 2024, the management expects that the office condominium unit will be available for use within the second half of 2025.

Fully-depreciated property and equipment with carrying amounts of ₱2,438,107 and ₱2,331,324 as at December 31, 2025 and 2024, respectively, are still being used in the operations.

Office condominium unit and improvements with carrying amounts of ₱46,095,872 and ₱47,685,385 as at December 31, 2025 and 2024, respectively, are used as collateral for loans payable (see Note 16).

### 13. Refundable Deposit

The Company, as a Clearing Member, is required to pay monthly contributions to the Clearing and Trade Guaranty Fund (CTGF) maintained by the Securities Clearing Corporation of the Philippines (SCCP) for an amount of 1/500 of 1% applied to the Clearing Member's total monthly turnover value less block sales and cross transactions of the same flag.

On March 13, 2018, the SEC approved the proposed amendments to the SCCP Rule 5.2, making the Clearing Members' contributions to the CTGF refundable upon the cessation of their business and/or termination of their membership with the SCCP, provided that all liabilities owing to the SCCP at the time of termination, whether actual or contingent, shall have been satisfied or paid in full. Accordingly, the Company recognized the total refundable contributions amounting to ₱1,434,327 and ₱1,335,765 as at December 31, 2025 and 2024, respectively. The refundable deposit is presented in the statements of financial position as a component of noncurrent assets.

### 14. Trade Payables

This account consists of:

	Note	2025	2024
Trade payables to:			
Customers:			
Third parties		<b>₱115,973,258</b>	₱89,798,171
Related parties	19	<b>88,006</b>	72,145
Clearing house		<b>1,812,170</b>	964,550
		<b>117,873,434</b>	90,834,866
Dividends payable to customers		<b>13,425</b>	11,253
		<b>₱117,886,859</b>	₱90,846,119

Trade payables to customers are secured, noninterest-bearing and due and payable within one (1) year from the reporting date.

Trade payables to clearing house is due after two (2) business days from the transaction date. Accordingly, balances as at December 31, 2025 and 2024 were fully settled in the following month.

Details of trade payables to customers are as follows:

	2025		2024	
	Money Balance	Security Valuation - Long	Money Balance	Security Valuation - Long
With money balances	<b>₱116,061,264</b>	<b>₱3,850,199,089</b>	₱89,870,316	₱4,576,219,919
Without money balances	–	<b>1,041,720,284</b>	–	2,003,709,372
	<b>₱116,061,264</b>	<b>₱4,891,919,373</b>	₱89,870,316	₱6,579,929,291

---

## 15. Other Current Liabilities

This account consists of:

	Note	2025	2024
Accrued expenses		<b>₱2,353,750</b>	₱776,603
VAT payable		<b>610,777</b>	606,048
Statutory payables		<b>117,585</b>	141,116
Advances from a related party	19	–	3,959,949
Others		–	587,559
		<b>₱3,082,112</b>	<b>₱6,071,275</b>

Other current liabilities are unsecured, noninterest-bearing and are generally settled within one (1) year depending on the agreement with counterparties.

Accrued expenses include outside services, professional fees and others.

Statutory payables include payables to SSS, PhilHealth, Pag-IBIG and other liabilities to government agencies.

Others pertain to unpaid expenses incurred for marketing, research and development.

---

## 16. Loans Payable

This account is presented in the statements of financial position as follows:

	2025	2024
Current	<b>₱4,624,164</b>	₱4,573,042
Noncurrent	<b>13,495,941</b>	18,120,105
	<b>₱18,120,105</b>	<b>₱22,693,147</b>

The terms and conditions of the loans payable with the local banks are summarized below:

The loans payable pertains to bank loans obtained to finance the acquisition of office condominium units. The loans are payable in 29 equal quarterly principal payments beginning on the 57th month from June 2017 to March 2029, with interest payable monthly. The loans bear interest at 6.0% in the first year and are subject to annual repricing thereafter. The outstanding balance of loans amounted to ₱18,120,105 and ₱22,693,147 as at December 31, 2025 and 2024, respectively.

The loans are collateralized by the office condominium units and improvements with carrying amount of ₱46,095,872 and ₱47,685,385 as at December 31, 2025 and 2024, respectively (see Note 12).

The schedule of maturities of the loans payable of the Company is as follows:

	2025	2024
Less than one year	<b>₱4,624,164</b>	₱4,573,042
More than one year to five years	<b>13,495,941</b>	18,120,105
	<b>₱18,120,105</b>	₱22,693,147

Interest on loans payable amounted to ₱2,127,930 and ₱2,519,013 in 2025 and 2024, respectively.

#### **Loan Covenants**

The loans payable contain restrictive covenants which include, among others, limiting the application of the loan to its purpose, and securing and maintaining adequate insurance on mortgaged properties. As at December 31, 2025 and 2024, the Company is compliant with all the requirements of its debt covenants.

#### **Reconciliation of Liabilities Arising from Financing Activities**

The table below details the cash changes in the Company's loans and interest payable arising from financing activities:

	Loans Payable		Interest Payable	
	2025	2024	2025	2024
Balances at beginning of year	<b>₱22,693,147</b>	₱26,857,161	₱-	₱-
Cash changes:				
Payments of:				
Loans payable	<b>(4,573,042)</b>	(4,164,014)	-	-
Interest	-	-	<b>(2,127,930)</b>	(2,519,013)
Noncash change -				
Interest expense	-	-	<b>2,127,930</b>	2,519,013
Balances at end of year	<b>₱18,120,105</b>	₱22,693,147	₱-	₱-

### **17. Personnel Costs**

This account consists of:

	2025	2024
Salaries and other employee benefits	<b>₱5,503,157</b>	₱4,784,726
Retirement benefit expense	<b>236,366</b>	213,521
	<b>₱5,739,523</b>	₱4,998,247

Personnel costs are classified in the statements of comprehensive income as follows:

	2025	2024
Cost of services	<b>₱2,617,436</b>	₱2,770,006
Operating expenses	<b>3,122,087</b>	2,228,241
	<b>₱5,739,523</b>	₱4,998,247

The Company has an unfunded, non-contributory defined benefits retirement plan covering all its regular employees. The benefits are based on years of service and compensation per year of credited service. The funded benefit obligation under the defined benefit retirement plan is determined using the projected unit credit method. The benefits to be received by the employees under the defined benefit retirement plan shall not be less than the minimum mandated benefit under Republic Act No. 7641, *The Retirement Pay Law*.

In 2025 and 2024, the management has assessed that the difference between the retirement benefit liability as determined by an acceptable actuarial valuation method and the estimated retirement benefit liability will not significantly affect the Company's financial position and results of operations.

The components of retirement benefit expense included under "Personnel costs" account in the statements of comprehensive income are as follows:

	2025	2024
Current service cost	<b>₱105,269</b>	₱114,867
Interest cost	<b>131,097</b>	98,654
	<b>₱236,366</b>	₱213,521

The balance and movements of retirement benefit liability are as follows:

	2025	2024
Balance at beginning of year	<b>₱2,138,619</b>	₱2,087,518
Remeasurement (gain) loss	<b>(351,804)</b>	48,872
Retirement benefit expense	<b>236,366</b>	213,521
Benefits paid	-	(211,292)
Balance at end of year	<b>₱2,023,181</b>	₱2,138,619

Cumulative remeasurement gain (loss) on retirement benefit liability, included under "Other equity reserves" in the statements of financial position are as follows:

	2025		
	Cumulative Remeasurement Gain (Loss)	Deferred Tax (see Note 18)	Net
Balance at beginning of year	<b>(₱48,872)</b>	<b>12,218</b>	<b>(₱36,654)</b>
Remeasurement gain	<b>351,804</b>	<b>(87,951)</b>	<b>263,853</b>
Balance at end of year	<b>₱302,932</b>	<b>(₱75,733)</b>	<b>₱227,199</b>

	2025		
	Cumulative Remeasurement Loss	Deferred Tax (see Note 18)	Net
Balance at beginning of year	₱-	₱-	₱-
Remeasurement loss	<b>(₱48,872)</b>	12,218	<b>(₱36,654)</b>
Balance at end of year	<b>(₱48,872)</b>	₱12,218	<b>(₱36,654)</b>

The discount rate used in determining retirement benefit liability is 6.19% and 6.13% in 2025 and 2024, respectively.

Sensitivity analysis on defined benefit liability as at December 31 is as follows:

	Change in Assumption	Effect on Retirement Benefit Liability	
		2025	2024
Discount rate	+1.00%	<b>(P7,015)</b>	(P9,054)
	-1.00%	<b>8,036</b>	10,491

The sensitivity analysis above has been determined based in a method that extrapolates the impact on net defined benefit obligation as a result of reasonable changes in key assumptions occurring as at the end of the reporting period.

The maturity analysis of the undiscounted retirement benefit liability is as follows:

	2025	2024
More than one (1) year to five (5) years	<b>P438,750</b>	P405,000
More than five (5) years	<b>2,999,475</b>	3,626,175
	<b>P3,438,225</b>	P4,031,175

The average duration of the defined benefit obligation at the end of the reporting period are 16 years and 18 years as at December 31, 2025 and 2024, respectively.

## 18. Income Taxes

The components of income tax expense (benefit) as reported in the statements of comprehensive income are as follows:

	Note	2025	2024
<b>Reported in Profit or Loss</b>			
Current		<b>P637,343</b>	P931,104
Deferred		<b>(50,563)</b>	7,436
		<b>P586,780</b>	P938,540
<b>Reported in OCI</b>			
Deferred tax benefit (expense) on unrealized losses fair value in financial assets at FVOCI	10	<b>P260,062</b>	(P92,170)
Deferred tax expense (benefit) on remeasurement of retirement benefit liability	17	<b>87,951</b>	(12,218)
		<b>P348,013</b>	(P104,388)

The components of the Company's net deferred tax assets are as follows:

	2025	2024
Deferred tax assets:		
Retirement benefit liability	<b>₱505,795</b>	₱534,655
Cumulative unrealized losses on financial assets at FVOCI	<b>135,242</b>	-
Allowance for impairment losses on trade receivables	<b>26,774</b>	26,060
Unrealized foreign exchange loss	<b>6,484</b>	15,726
	<b>674,295</b>	576,441
Deferred tax liability - Cumulative unrealized gain on financial assets at FVOCI	-	19,483
	-	19,483
<b>Net deferred tax assets</b>	<b>₱674,295</b>	<b>₱556,958</b>

The reconciliation between the income tax expense at statutory tax rate and the effective tax rate on income before income tax is as follows:

	2025	2024
Income tax expense at statutory tax rate	<b>₱914,140</b>	₱1,064,765
Increase (decrease) in income tax resulting from:		
Interest income already subjected to final tax	<b>(539,450)</b>	(272,963)
Nondeductible expenses	<b>280,395</b>	222,282
Dividend income exempt from income tax	<b>(68,305)</b>	(75,544)
<b>Income tax expense at effective tax rate</b>	<b>₱586,780</b>	<b>₱938,540</b>

## 19. Related Party Transactions

The Company, in the normal course of business, has transactions with its related parties which primarily consist of the following:

Related Party	Nature of Transactions	Amount of Transactions		Outstanding Balances		Terms
		2025	2024	2025	2024	
<b>Trade Receivables</b> (see Note 8)						
Stockholders and officers	Trade transactions	<b>₱56,086,062</b>	₱18,826,216	<b>₱22,389,108</b>	₱11,273,816	2-days; noninterest-bearing; fully secured; collectible in cash
<b>Receivable from Officer</b>						
Key officer	Advances	<b>₱5,844,586</b>	₱800,000	<b>₱-</b>	₱454,333	Unsecured, noninterest-bearing, collectible in cash and due on demand
<b>Rental Deposit</b> (see Note 9)						
Stockholder	Rental deposit	<b>₱-</b>	₱-	<b>₱792,000</b>	₱792,000	Noninterest-bearing; collectible at the end of lease term; collectible in cash
<b>Trade Payables</b> (see Note 14)						
Stockholders and officers	Trade transactions	<b>₱58,142,836</b>	₱22,322,670	<b>₱88,006</b>	₱72,145	2-days; noninterest-bearing; secured; payable in cash
<b>Advances from a Related Party</b> (see Note 15)						
Stockholder	Advances	<b>₱-</b>	₱8,003,072	<b>₱-</b>	₱3,959,949	Noninterest-bearing; payable in cash and payable on demand
<b>Personnel Costs</b>						
Key management personnel	Retirement benefits	<b>₱58,373</b>	₱69,772	<b>₱753,917</b>	₱997,243	Noninterest-bearing; unsecured; to be settled in cash upon retirement
	Short-term employee benefits	<b>1,332,500</b>	4,066,670	<b>-</b>	<b>-</b>	
				<b>₱753,917</b>	<b>₱997,243</b>	

The Company's office space is owned by a stockholder and used by the Company at no cost in 2025 and 2024. The rental deposit related to this office space amounted to ₱792,000 as at December 31, 2025 and 2024 (see Note 9).

Trade receivables from stockholder and officers are fully secured by their respective investment portfolios. The fair value of the collateral exceeds the outstanding receivable balances as of year-end.

No impairment loss was recognized on trade receivables from stockholders and officers, receivable from officer and rental deposit in 2025 and 2024.

### **Revenue Regulations No. 34-2020**

In 2025 and 2024, the Company did not meet the criteria prescribed in RR No. 34-2020 to file and submit the Related Party Transaction Form or the BIR Form 1709 together with the Annual Income Tax Return.

---

**20. Contingencies**

In the normal course of business, the Company has possible obligations and contingencies as at December 31, 2025 and 2024. Information regarding the possible obligations and contingencies required under PFRS Accounting Standards is not disclosed on the grounds that it can be expected to prejudice the resolutions of the matter.

Management and its legal counsel do not believe that any current proceedings will have material adverse effects on its financial position and results of operations.



**REPORT OF INDEPENDENT AUDITORS  
TO ACCOMPANY FINANCIAL STATEMENTS FOR FILING WITH THE  
SECURITIES AND EXCHANGE COMMISSION**

The Stockholders and the Board of Directors  
IGC Securities Inc.  
Unit 1006 Tower One and Exchange Plaza  
Ayala Triangle, Ayala Ave.  
Makati City

We have audited the accompanying financial statements of IGC Securities, Inc. (the Company) as at and for the years ended December 31, 2025 and 2024, on which we have rendered our report dated April 7, 2026.

In compliance with the Revised Securities Regulation Code Rule 68, we are stating that the Company has one (1) stockholder owning more than 100 shares.

**REYES TACANDONG & Co.**

MANUEL P. BUENSUCESO, JR.

Partner

CPA Certificate No. 143561

Tax Identification No. 311-867-595-000

BOA Accreditation No. 4782/P-025; Valid until June 6, 2026

SEC Accreditation No. 143561-SEC Group A

Issued August 17, 2023

Valid for Financial Periods 2023 to 2027

BIR Accreditation No. 08-005144-020-2024

Valid until November 26, 2027

PTR No. 10764011

Issued January 2, 2026, Makati City

April 7, 2026  
Makati City, Metro Manila



## REPORT OF INDEPENDENT AUDITORS ON SUPPLEMENTARY SCHEDULES

The Stockholders and the Board of Directors  
IGC Securities, Inc.  
Unit 1006 Tower One and Exchange Plaza  
Ayala Triangle, Ayala Ave.  
Makati City

We have audited in accordance with the Philippine Standards on Auditing, the financial statements of IGC Securities, Inc. (the Company) as at and for the years ended December 31, 2025 and 2024 and have issued our report thereon dated April 7, 2026. Our audits were made for the purpose of forming an opinion on the basic financial statements taken as a whole. The accompanying supplementary schedules are the responsibility of the Company's management. These supplementary schedules include the following:

- Statement of Changes in Liabilities Subordinated to Claims of General Creditors;
- Computation of Risk-Based Capital Adequacy Requirement Pursuant to SEC Memorandum Circular No. 16-2004;
- Information Relating to the Possession or Control Requirements under Annex F of SRC Rule 49.2;
- Computation for Determination of Reserve Requirements under Annex G of SRC Rule 49.2;
- A Report Describing Any Material Inadequacies Found to Exist or Found to Have Existed Since the Report Date of the Previous Audit; and
- Results of Year-end Securities Count Conducted Pursuant to SRC Rule 52.1-10, as Amended.

The supplementary schedules are presented for purposes of complying with the Revised Securities Regulation Code Rule 68, and are not part of the basic financial statements. The supplementary schedules have been subjected to the auditing procedures applied in our audits of the basic financial statements and, in our opinion, fairly state, in all material respects, the financial data required to be set forth therein in relation to the basic financial statements taken as a whole.

### REYES TACANDONG & Co.

MANUEL P. BUENSUCESO, JR.

Partner

CPA Certificate No. 143561

Tax Identification No. 311-867-595-000

BOA Accreditation No. 4782/P-025; Valid until June 6, 2026

SEC Accreditation No. 143561-SEC Group A

Issued August 17, 2023

Valid for Financial Periods 2023 to 2027

BIR Accreditation No. 08-005144-020-2024

Valid until November 26, 2027

PTR No. 10764011

Issued January 2, 2026, Makati City

April 7, 2026

Makati City, Metro Manila

**SCHEDULE I**

**IGC SECURITIES, INC.  
STATEMENT OF CHANGES IN LIABILITIES  
SUBORDINATED TO CLAIMS OF GENERAL CREDITORS  
DECEMBER 31, 2025**

There are no liabilities subordinated to claims of general creditors.

**SCHEDULE II**

**IGC SECURITIES, INC.**  
**COMPUTATION OF RISK-BASED CAPITAL ADEQUACY WORKSHEET PURSUANT TO**  
**SEC MEMORANDUM CIRCULAR NO. 16 - 2004**  
**DECEMBER 31, 2025**

Assets	₱210,242,185
Liabilities	141,112,257
Equity as per books	69,129,928
Adjustments to Equity per books	
Add (Deduct):	
Allowance for market decline	-
Subordinated Liability	-
Unrealized Gain / (Loss) in proprietary accounts	-
Deferred Income Tax	(674,295)
Revaluation Reserves	-
Deposit for Future Stock Subscription (No application with SEC)	-
Minority Interest	-
Total Adjustments to Equity per books	(674,295)
Equity Eligible For Net Liquid Capital	68,455,633
Contingencies and Guarantees	
Deduct: Contingent Liability	-
Guarantees or indemnities	-
Ineligible Assets	
a. Trading Right and all Other Intangible Assets (net)	3,500,000
b. Intercompany Receivables	-
c. Fixed Assets, net of accumulated and excluding those used as collateral	28,350,958
d. All Other Current Assets	2,797,684
e. Securities Not Readily Marketable	39,193
f. Negative Exposure (SCCP)	12,530
g. Notes Receivable (non-trade related)	-
h. Interest and Dividends Receivables outstanding for more than 30 days	136,916
i. Ineligible Insurance claims	-
j. Ineligible Deposits	1,434,327
k. Short Security Differences	-
l. Long Security Differences not resolved prior to sale	-
m. Other Assets including Equity Investment in PSE	1,712,061
Total ineligible assets	37,983,669
Net Liquid Capital (NLC)	30,471,964
Less:	
Operating Risk Requirement	8,623,723
Position Risk Requirement	13,250
Counterparty Risk	40,306
Large Exposure Risk	-
LERR to a single client	-
LERR to a single debt	-
LERR to a single issuer and group of companies	-
Total Risk Capital Requirement (TRCR)	8,677,279
Net RBCA Margin (NLC-TRCR)	21,794,684
Liabilities	141,112,257
Add: Deposit for Future Stock Subscription (No application with SEC)	-
Less: Exclusions from Aggregate Indebtedness	
Subordinated Liability	-
Loans and secured securities	-
Loans secured by fixed assets	18,120,105
Others	-
Total adjustments to AI	(18,120,105)
Aggregate Indebtedness	122,992,152
5% of Aggregate Indebtedness	6,149,608
Required Net Liquid Capital (> of 5% of AI or ₱5M)	6,149,608
Net Risk-based Capital Excess / (Deficiency)	24,322,356
Ratio of AI to Net Liquid Capital	404%
RBCA Ratio (NLC/TRCR)	351%

**SCHEDULE III**

**IGC SECURITIES, INC.  
INFORMATION RELATING TO THE POSSESSION OR  
CONTROL REQUIREMENTS UNDER THE SRC RULE 49.2  
DECEMBER 31, 2025**

1. Customers' fully paid securities and excess margin securities not in the broker's or dealer's possession or control as at the report date (for which instructions to reduce to possession or control had been issued as at the report date but for which the required action was not taken by respondent within the time frame specified under SRC Rule 49.2):

Market valuation	<u>NIL</u>
Number of items	<u>NIL</u>

2. Customers' fully paid securities and excess margin securities for which instructions to reduce to possession or control had not been issued as at the report date, excluding items arising from "temporary lags which result from normal business operations" as permitted under SRC Rule 49.2:

Market valuation	<u>NIL</u>
Number of items	<u>NIL</u>

**SCHEDULE IV**

**IGC SECURITIES, INC.  
COMPUTATION FOR DETERMINATION OF  
RESERVE REQUIREMENTS UNDER ANNEX G OF SRC RULE 49.2  
DECEMBER 31, 2025**

Particulars	Credits	Debits
1. Free credit balance and other credit balance in customers' security accounts.	₱115,973,258	
2. Monies borrowed collateralized by securities carried for the account of customers.	-	
3. Monies payable against customers' securities loaned.	-	
4. Net balance of due to clearing house.	394,610	
5. Credit balances in firm accounts which are attributable to principal sales to customer.	-	
6. Market value of stock dividends, stock splits and similar distributions receivable outstanding of 30 calendar days old.	-	
7. Market value of the short security count differences over 30 calendar days old.	-	
8. Market value of short securities and credits (not to be offset by long or by debits) in all suspense accounts over 30 calendar days.	-	
9. Market value of securities which are in transfer in excess of 40 calendar days and have not been confirmed to be in transfer by the transfer agent or the issuer during the 40 days.	-	
10. Debit balances in customers' cash or margin accounts excluding unsecured accounts and accounts doubtful of collection.		₱37,396,095
11. Securities borrowed to effectuate short sales by customer and securities borrowed to make delivery on customers' securities failed to delivery.		-
12. Failed to deliver customers' securities not older than 30 calendar days.		-
13. Others due from clearing house		-
<b>Total</b>	<b>₱116,367,868</b>	<b>₱37,396,095</b>
<b>Net Credit (Debit)</b>	<b>₱78,971,773</b>	
<b>Required Reserve (100% of net credit if making a weekly computation and 105% if monthly)</b>	<b>₱78,971,773</b>	

**SCHEDULE V**

**IGC SECURITIES, INC.  
A REPORT DESCRIBING ANY MATERIAL INADEQUACIES FOUND TO EXIST OR FOUND TO HAVE EXISTED  
SINCE THE DATE OF THE PREVIOUS AUDIT  
DECEMBER 31, 2025**

There were no matters involving the Company's internal control structure and its operations that were considered to be material weakness.

**SCHEDULE VI**

**IGC SECURITIES, INC.  
RESULTS OF YEAREND SECURITIES COUNT  
CONDUCTED PURSUANT TO SRC RULE 52.1-10, AS AMENDED  
DECEMBER 31, 2025**

There is no discrepancy in the results of the securities count conducted. Refer to Pages 54 to 59 for the results of yearend securities count conducted as at December 31, 2025.

**IGC SECURITIES, INC.**  
**RESULTS OF YEAREND SECURITIES COUNT**  
**CONDUCTED PURSUANT TO SEC RULE 52.1-10**  
**DECEMBER 31, 2025**

CODE	NAME	Per Records		Per Count		Unlocated Difference	
		No. of Shares	Market Value	No. of Shares	Market Value	No. of Shares	Market Value
AAA	ASIA AMALGAMATED HOLDINGS	110,000	₱177,100	110,000	₱177,100	-	₱-
AB	ATOK-BIG WEDGE	1,966,819	4,051,647	1,966,819	4,051,647	-	-
ABA	ABACORE CAPITAL HOLDINGS, INC.	2,655,160	690,342	2,655,160	690,342	-	-
ABG	ASIABEST GROUP	1,701	31,945	1,701	31,945	-	-
ABS	ABS-CBN CORPORATION	93,814	394,957	93,814	394,957	-	-
ABSP	ABS-CBN Phil. Deposit Receipts	16,000	54,560	16,000	54,560	-	-
AC	AYALA CORPORATION	54,273	25,399,764	54,273	25,399,764	-	-
ACEN	ACEN CORPORATION	5,986,895	16,284,354	5,986,895	16,284,354	-	-
ACENB	ACEN PERPETUAL PREFERRED B	5,000	5,350,000	5,000	5,350,000	-	-
ACPB3	AYALA CORP. SERIES 3 PREF. B SHARES	260	516,880	260	516,880	-	-
ACPB4	AYALA CORP. SERIES 4 PREF B	150	298,350	150	298,350	-	-
ACR	ALSONS CONSOLIDATED RES., INC.	1,953,000	917,910	1,953,000	917,910	-	-
AEV	ABOITIZ EQUITY VENTURES, INC.	745,315	20,868,820	745,315	20,868,820	-	-
AGI	ALLIANCE GLOBAL GROUP, INC.	41,300	338,247	41,300	338,247	-	-
AGIW	ALLIANCE GLOBAL GROUP, INC. WARRANT	40,325	47,180	40,325	47,180	-	-
AJ	ACOE MINING COMPANY "A"	5,290	-	5,290	-	-	-
ALCO	ARTHALAND CORPORATION	1,470,366	617,554	1,470,366	617,554	-	-
ALI	AYALA LAND, INC.	3,678,366	82,579,317	3,678,366	82,579,317	-	-
ALIP	AYALA LAND, INC. "PREFERRED"	88,835	-	88,835	-	-	-
ALLDY	ALLDAY MARTS INC.	3,504,001	108,624	3,504,001	108,624	-	-
ALLHC	AYALALAND LOGISTICS HOLDGS. CORP.	440,000	572,000	440,000	572,000	-	-
ALTER	ALTERNERGY HOLDINGS CORPORATION	159,000	133,560	159,000	133,560	-	-
ANI	AGRINURTURE, INC.	469,500	253,530	469,500	253,530	-	-
ANS	A. SORIANO CORPORATION	717,286	10,328,918	717,286	10,328,918	-	-
AP	ABOITIZ POWER CORPORATION	206,200	9,072,800	206,200	9,072,800	-	-
APC	APC GROUP, INC.	639,000	67,734	639,000	67,734	-	-
APL	APOLLO GLOBAL CAPITAL, INC.	468,407,300	2,342,037	468,407,300	2,342,037	-	-
APO	ANGLO-PHIL. HOLDINGS	311,516	218,061	311,516	218,061	-	-
APVI	ALTUS PROPERTY VENTURES, INC.	60,007	504,059	60,007	504,059	-	-
APX	APEX MINING COMPANY, INC. "A"	84,454	1,050,608	84,454	1,050,608	-	-
AR	ABRA MINING & INDUSTRIAL CORP.	836,444,000	3,847,642	836,444,000	3,847,642	-	-
ARA	ARANETA PROPERTIES, INC.	1,753,915	701,566	1,753,915	701,566	-	-
AREIT	AREIT, INC.	1,678,500	73,014,750	1,678,500	73,014,750	-	-
ASLAG	RASLAG CORP	3,554,000	2,914,280	3,554,000	2,914,280	-	-
AT	ATLAS CONS. MINING & DEV. CORP	643,931	3,882,904	643,931	3,882,904	-	-
ATI	ASIAN TERMINALS, INC.	333	11,489	333	11,489	-	-
ATNB	ATN HOLDINGS, INC. "B"	100,000	49,500	100,000	49,500	-	-
AUB	ASIA UNITED BANK CORPORATION	163,170	6,396,264	163,170	6,396,264	-	-
AXLM	AXELUM RESOURCES CORP.	1,436,000	3,388,960	1,436,000	3,388,960	-	-
BALAI	BALAI NI FRUTAS	470,000	164,500	470,000	164,500	-	-
BC	BENGUET CORPORATION "A"	19,640	98,200	19,640	98,200	-	-
BCB	BENGUET CORPORATION "B"	47,444	229,155	47,444	229,155	-	-
BDO	BANCO DE ORO UNIBANK, INC.	1,200,638	161,605,875	1,200,638	161,605,875	-	-
BEL	BELLE CORPORATION	2,032,384	2,682,747	2,032,384	2,682,747	-	-
BHI	BOULEVARD HOLDINGS, INC.	12,320,000	480,480	12,320,000	480,480	-	-
BKR	BRIGHT KINDLE RES & INVESTMENTS INC	34,100	22,165	34,100	22,165	-	-
BLOOM	BLOOMBERRY RESORTS CORPORATION	47,806,700	121,429,018	47,806,700	121,429,018	-	-
BPI	BANK OF PHILIPPINE ISLANDS	328,107	38,093,223	328,107	38,093,223	-	-
BRN	A. BROWN COMPANY	331,073	307,898	331,073	307,898	-	-

CODE	NAME	Per Records		Per Count		Unlocated Difference	
		No. of Shares	Market Value	No. of Shares	Market Value	No. of Shares	Market Value
BSC	BASIC ENERGY CORPORATION	19,930,229	₱2,331,837	19,930,229	₱2,331,837	-	₱-
C	CHELSEA LOGISTICS HOLDINGS CORPORAT	291,500	276,925	291,500	276,925	-	-
CA	CONCRETE AGGREGATES CORP."A"	265	12,813	265	12,813	-	-
CAL	CALATA CORPORATION	242,000	-	242,000	-	-	-
CAT	CENTRAL AZUCARERA DE TARLAC	1,300	12,623	1,300	12,623	-	-
CBC	CHINA BANKING CORPORATION	669,830	38,180,310	669,830	38,180,310	-	-
CDC	CITYLAND DEVELOPMENT CORP. "A"	715,409	422,091	715,409	422,091	-	-
CEB	CEBU AIR, INC.	130,810	4,185,920	130,810	4,185,920	-	-
CEBCP	CEBU AIR, INC. CONVERT. PREF SHARES	95,162	3,330,670	95,162	3,330,670	-	-
CEI	CROWN EQUITIES, INC.	4,692,440	337,856	4,692,440	337,856	-	-
CEU	CENTRO ESCOLAR UNIVERSITY	6,044	94,891	6,044	94,891	-	-
CHP	CONCREAT HOLDINGS PHILIPPINES INC.	4,394,359	4,789,851	4,394,359	4,789,851	-	-
CIC	CONCEPCION INDUSTRIAL CORPORATION	1,000	13,600	1,000	13,600	-	-
CLI	CEBU LANDMASTERS, INC.	874,320	2,054,652	874,320	2,054,652	-	-
CMI	CONSOLIDATED MINES, INC. - A	334	-	334	-	-	-
CNPF	CENTURY PACIFIC FOOD, INC.	62,450	2,435,550	62,450	2,435,550	-	-
CNVRG	CONVERGE INFORMATION AND COMMUNICAT	525,700	8,053,724	525,700	8,053,724	-	-
COAL	COAL ASIA HOLDINGS INCORPORATED	14,810,000	414,680	14,810,000	414,680	-	-
COL	COL FINANCIAL GROUP, INC.	1,250	1,775	1,250	1,775	-	-
COSCO	COSCO CAPITAL, INC.	537,000	4,452,630	537,000	4,452,630	-	-
CPG	CENTURY PROPERTIES GROUP INC.	857,608	591,750	857,608	591,750	-	-
CPM	CENTURY PEAK METALS HOLDINGS CORP.	65,000	155,350	65,000	155,350	-	-
CREIT	CITICORE ENERGY REIT CORP	1,554,000	5,547,780	1,554,000	5,547,780	-	-
CROWN	CROWN ASIA CHEMICALS CORPORATION	83,000	139,440	83,000	139,440	-	-
CSB	CITYSTATE SAVINGS BANK	10,600	180,836	10,600	180,836	-	-
CTS	CTS GLOBAL EQUITY GROUP, INC.	250,000	90,000	250,000	90,000	-	-
CYBR	CYBER BAY CORPORATION	4,039,300	1,332,969	4,039,300	1,332,969	-	-
DD	DOUBLEDRAGON PROPERTIES CORP.	59,000	547,520	59,000	547,520	-	-
DDMPR	DDMP REIT, INC.	4,940,000	5,038,800	4,940,000	5,038,800	-	-
DDPR	DOUBLEDRAGON PROPERTIES CORP. PREF.	2,000	194,000	2,000	194,000	-	-
DELM	DEL MONTE PACIFIC LIMITED	4,395,269	20,657,764	4,395,269	20,657,764	-	-
DFNN	DFNN, INC.	637,500	510,000	637,500	510,000	-	-
DHI	DOMINION HOLDINGS, INC.	1,074,805	1,493,979	1,074,805	1,493,979	-	-
DITO	DITO CME HOLDINGS CORP.	1,919,478	1,305,245	1,919,478	1,305,245	-	-
DIZ	DIZON COPPER SILVER MINES, INC.	59,895	299,475	59,895	299,475	-	-
DMC	DMCI HOLDINGS INC.	5,695,900	60,034,786	5,695,900	60,034,786	-	-
DMW	D.M. WENCESLAO & ASSOCIATES, INCORP	22,719,500	113,597,500	22,719,500	113,597,500	-	-
DNA	PHILAB HOLDINGS CORP.	38,800	-	38,800	-	-	-
DNL	D & L INDUSTRIES, INC.	333,186,724	1,282,768,887	333,186,724	1,282,768,887	-	-
DWC	DISCOVERY WORLD CORPORATION	663,000	716,040	663,000	716,040	-	-
ECP	EASYCALL COMMUNICATIONS PHIL.	610	1,586	610	1,586	-	-
ECVC	EAST COAST VULCAN CORPORATION	54,000	14,580	54,000	14,580	-	-
EEI	EEI CORPORATION	338,807	962,212	338,807	962,212	-	-
EEIPB	EEI CORPORATION PREFERRED SERIES B	12,000	1,180,800	12,000	1,180,800	-	-
EG	IP E-GAME VENTURES, INC.	114,200,000	1,073,480	114,200,000	1,073,480	-	-
EGRN	EVERWOODS GREEN RESOURCES AND HOLDI	470,000	94,000	470,000	94,000	-	-
EIBA	EXPORT & INDUSTRY BANK	1,912,772	-	1,912,772	-	-	-
ELI	EMPIRE EAST LAND HOLDINGS, INC.	7,519,769	782,056	7,519,769	782,056	-	-
ELIZ	ELIZALDE STEEL CONS., INC.	1,480	-	1,480	-	-	-
EMI	EMPERADOR INC.	2,200	35,200	2,200	35,200	-	-
ENEX	ENEX ENERGY CORP.	96,274	321,555	96,274	321,555	-	-
EW	EASTWEST BANKING CORP.	282,257	3,274,181	282,257	3,274,181	-	-
FAF	FIRST ABACUS FIN. HOLDINGS COR	500,000	330,000	500,000	330,000	-	-
FB	SAN MIGUEL FOOD AND BEVERAGE, INC.	194,740	10,710,700	194,740	10,710,700	-	-

CODE	NAME	Per Records		Per Count		Unlocated Difference	
		No. of Shares	Market Value	No. of Shares	Market Value	No. of Shares	Market Value
FCG	FIGARO CULINARY GROUP, INC.	740,000	₱429,200	740,000	₱429,200	-	₱-
FDC	FILINVEST DEVELOPMENT CORP.	127,339	579,392	127,339	579,392	-	-
FDCPB	FILINVEST DEVELOPMENT CORP SERIES B	4,800	4,819,200	4,800	4,819,200	-	-
FEU	FAR EASTERN UNIVERSITY, INC.	1,757	1,405,600	1,757	1,405,600	-	-
FFI	FILIPINO FUND, INC.	6,861	51,458	6,861	51,458	-	-
FGEN	FIRST GEN CORPORATION	2,406	42,682	2,406	42,682	-	-
FILO	FILOIL REFINERY CORP.	52	-	52	-	-	-
FILRT	FILINVEST REIT CORP	2,977,800	9,231,180	2,977,800	9,231,180	-	-
FJP	F&J PRINCE HOLDINGS CORP. "A"	5,297,672	13,773,947	5,297,672	13,773,947	-	-
FJPB	F&J PRINCE HOLDINGS CORP. "B"	7,912,990	17,487,708	7,912,990	17,487,708	-	-
FLI	FILINVEST LAND, INC.	8,716,528	6,711,727	8,716,528	6,711,727	-	-
FMETF	FM PHIL EQUITY EXCHANGE TRADED FUND	1,676	169,276	1,676	169,276	-	-
FMLF	IST MALAYAN LEASING & FIN CORP	2,931	-	2,931	-	-	-
FNI	GLOBAL FERRONICKEL HOLDINGS, INC.	1,786,439	2,411,693	1,786,439	2,411,693	-	-
FOOD	ALLIANCE SELECT FOODS INT'L, INC.	132,397	48,987	132,397	48,987	-	-
FPH	FIRST PHILIPPINES HOLDINGS	162,998	12,550,846	162,998	12,550,846	-	-
FPI	FORUM PACIFIC, INC.	524,400	125,856	524,400	125,856	-	-
FRUIT	FRUITAS HOLDINGS, INC.	58,000	37,120	58,000	37,120	-	-
FYN	FILSYN CORPORATION	1,000	2,120	1,000	2,120	-	-
GEO	GEOGRACE RESOURCES PHIL., INC.	34,528,685	3,003,996	34,528,685	3,003,996	-	-
GERI	GLOBAL-ESTATE RESORTS, INC.	4,673,985	3,225,050	4,673,985	3,225,050	-	-
GLO	GLOBE TELECOM, INC.	7,551	11,960,784	7,551	11,960,784	-	-
GMA7	GMA NETWORK, INC.	659,111	3,565,791	659,111	3,565,791	-	-
GMAP	GMA HOLDINGS, INC.	326,000	1,724,540	326,000	1,724,540	-	-
GO	GOTESCO LAND "A" INC.	80,168	-	80,168	-	-	-
GOB	GOTESCO LAND "B" INC.	123,500	-	123,500	-	-	-
GPH	GRAND PLAZA HOTEL CORPORATION	995	5,761	995	5,761	-	-
GREEN	GREENERGY HOLDINGS INCORPRATED	921,890	165,940	921,890	165,940	-	-
GSMI	GINEBRA SAN MIGUEL, INC.	11,610	3,424,950	11,610	3,424,950	-	-
GTCAP	GT CAPITAL. INC.	18,111	10,776,045	18,111	10,776,045	-	-
GTPPB	GT CAPITAL HOLDINGS PREF SERIES B	16,000	16,000,000	16,000	16,000,000	-	-
HI	HOUSE OF INVESTMENTS, INC.	437,500	1,968,750	437,500	1,968,750	-	-
HOME	ALLHOME CORP.	17,121,300	4,057,748	17,121,300	4,057,748	-	-
HOUSE	8990 HOLDINGS INC.	-	-	-	-	-	-
HTI	HAUS TALK, INC.	654,000	719,400	654,000	719,400	-	-
HVN	GOLDEN HAVEN MEMORIAL PARK INC.	500	500,000	500	500,000	-	-
I	I-REMIT, INC.	232,853	46,338	232,853	46,338	-	-
ICT	INTERNATIONAL CONTAINER TERMINAL	664,934	377,017,578	664,934	377,017,578	-	-
IDC	ITALPINAS DEVELOPMENT CORPORATION	1,637,987	1,425,049	1,637,987	1,425,049	-	-
IMI	INTEGRATED MICRO-ELECTRONICS, INC.	181,553	629,989	181,553	629,989	-	-
IMP	IMPERIAL RES., INC. "A"	124,400	87,080	124,400	87,080	-	-
INFRA	PHILIPPINE INFRADEV HOLDINGS, INC.	125,500	39,533	125,500	39,533	-	-
ION	IONICS CIRCUITS, INC.	417,700	426,054	417,700	426,054	-	-
IPM	IPM HOLDINGS, INC.	18,000	28,260	18,000	28,260	-	-
IPO	IPEOPLE, INC.	144,562	867,372	144,562	867,372	-	-
IS	ISLAND INFO & TECHNOLOGY INC.	2,257,840	277,714	2,257,840	277,714	-	-
JFC	JOLLIBEE FOODS CORPORATION	33,343	6,001,740	33,343	6,001,740	-	-
JFCPB	JOLLIBEE FOODS NONVOTING SERIES B P	300	298,200	300	298,200	-	-
JGS	JG SUMMIT HOLDINGS, INC.	656,412	15,524,144	656,412	15,524,144	-	-
JOH	JOLLIVILLE HOLDINGS CORP.	57,219,039	176,234,640	57,219,039	176,234,640	-	-
KEEPR	THE KEEPERS HOLDINGS, INC.	644,944	1,599,461	644,944	1,599,461	-	-
KEP	KEPPEL PHIL. PROPERTIES, INC.	53,075	116,765	53,075	116,765	-	-
KPH	KEPPEL PHIL. HOLDINGS "A"	203	-	203	-	-	-
KPPI	KEPWEALTH PROPERTY PHILS., INC.	67,100	79,849	67,100	79,849	-	-
LAND	CITY & LAND DEVELOPERS, INC.	555,550	294,442	555,550	294,442	-	-
LC	LEPANTO CONS. MINING CO. "A"	134,039,491	24,797,306	134,039,491	24,797,306	-	-

CODE	NAME	Per Records		Per Count		Unlocated Difference	
		No. of Shares	Market Value	No. of Shares	Market Value	No. of Shares	Market Value
LCB	LEPANTO CONS. MINING CO. "B"	27,236,841	₱5,093,289	27,236,841	₱5,093,289	-	₱-
LFM	LIBERTY FLOUR MILLS, INC.	40,020	1,352,676	40,020	1,352,676	-	-
LIB	LIBERTY TELECOMS HOLDINGS, INC	777,000	-	777,000	-	-	-
LMG	LMG CORP.	140,000	35,000	140,000	35,000	-	-
LODE	LODESTAR INVESTMENT HOLDING CORPORA	4,723,000	1,653,050	4,723,000	1,653,050	-	-
LOTO	PACIFIC ONLINE SYSTEMS CORP.	23,950	40,715	23,950	40,715	-	-
LPC	LFM PROPERTIES CORPORATION	2,150,120	88,155	2,150,120	88,155	-	-
LPZ	LOPEZ HOLDINGS CORPORATION	2,703,475	10,056,927	2,703,475	10,056,927	-	-
LSC	LORENZO SHIPPING CORPORATION	58,750	35,838	58,750	35,838	-	-
LTG	LT GROUP, INC.	105,333	1,556,822	105,333	1,556,822	-	-
MA	MANILA MINING CORPORATION "A"	329,165,492	2,402,908	329,165,492	2,402,908	-	-
MAB	MANILA MINING CORPORATION "B"	143,235,484	1,031,295	143,235,484	1,031,295	-	-
MAC	MACROASIA CORPORATION	40,836	177,228	40,836	177,228	-	-
MACAY	MACAY HOLDINGS, INC.	597	4,173	597	4,173	-	-
MAH	METRO ALLIANCE HLDGS. & "A"	66,500	24,605	66,500	24,605	-	-
MAHB	METRO ALLIANCE HLDGS. & "B"	3,081	2,126	3,081	2,126	-	-
MAR	MARSMAN CORPORATION "A"	135	-	135	-	-	-
MARC	MARVENTURES HOLDINGS, INC.	5,109,785	3,576,850	5,109,785	3,576,850	-	-
MAXS	MAXS GROUP INC.	20,300	49,735	20,300	49,735	-	-
MB	MANILA BULLETIN PUBLISHING COR	247,806	40,640	247,806	40,640	-	-
MBT	METROPOLITAN BANK & TRUST CO.	1,318,378	90,308,893	1,318,378	90,308,893	-	-
MC	MARSTEEL CONSOLIDATED INC. "A"	10,000	-	10,000	-	-	-
MCB	MARSTEEL CONSOLIDATED INC. "B"	700,000	-	700,000	-	-	-
MED	MEDCO HOLDINGS INC.	2,432,000	218,880	2,432,000	218,880	-	-
MEDIC	MEDIC DISTRIBUTORS INCORPORATED	131,000	34,060	131,000	34,060	-	-
MEG	MEGAWORLD CORPORATION	2,505,390	5,211,211	2,505,390	5,211,211	-	-
MER	MANILA ELECTRIC COMPANY	123,805	71,064,070	123,805	71,064,070	-	-
MFC	MANULIFE FINANCIAL CORP.	2,420	4,549,600	2,420	4,549,600	-	-
MFIN	MAKATI FINANCE CORPORATION	1,245,313	1,880,423	1,245,313	1,880,423	-	-
MG	MILLENNIUM GLOBAL HOLDINGS, INC.	3,308,000	198,480	3,308,000	198,480	-	-
MGH	METRO GLOBAL HOLDINGS CORPORATION	24,500	24,500	24,500	24,500	-	-
MHC	MABUHAY HOLDINGS CORPORATION	1,577,000	181,355	1,577,000	181,355	-	-
MJC	MANILA JOCKEY CLUB, INC.	6,613,491	8,399,134	6,613,491	8,399,134	-	-
MJIC	MJC INVESTMENTS CORPORATION	7,300	7,300	7,300	7,300	-	-
MM	MERRYMART CONSUMER CORPORATION	425,200	170,080	425,200	170,080	-	-
MMC	MARCOPPER MINING CORP.	8,575	-	8,575	-	-	-
MONDE	MONDE NISSIN CORPORATION	2,750,100	15,950,580	2,750,100	15,950,580	-	-
MPI	METRO PACIFIC INVESTMENT CORP.	55	-	55	-	-	-
MRC	MRC ALLIED, INC.	544,100	473,367	544,100	473,367	-	-
MREIT	MREIT INC.	520,100	7,281,400	520,100	7,281,400	-	-
MRP	MELCO RESORTS AND ENT.(PHILS.) CORP	53,200	-	53,200	-	-	-
MRSGL	METRO RETAIL STORES GROUP INC.	2,984,000	3,431,600	2,984,000	3,431,600	-	-
MVC	MABUHAY VINYL CORPORATION	49,400	256,386	49,400	256,386	-	-
MWC	MANILA WATER COMPANY, INC.	473,600	19,086,080	473,600	19,086,080	-	-
MWIDE	MEGAWIDE CONSTRUCTION CORPORATION	326,314	975,679	326,314	975,679	-	-
MWPS	MEGAWIDE CONS CORP SERIES 5 PREF	23,800	2,451,400	23,800	2,451,400	-	-
MYNLD	MAYNILAD WATER SERVICES INC.	1,685,500	28,484,950	1,685,500	28,484,950	-	-
NI	NIHAO MINERAL RESOURCES INTL., INC.	809,509	254,995	809,509	254,995	-	-
NIKL	NICKEL ASIA CORPORATION	26,845,866	104,430,419	26,845,866	104,430,419	-	-
NOW	NOW CORPORATION	219,000	148,920	219,000	148,920	-	-
NRCP	NAT. REINSURANCE CORP. OF THE PHIL.	158,000	121,660	158,000	121,660	-	-
NXGEN	NEXTGENESIS CORPORATION	432,450	3,027,150	432,450	3,027,150	-	-
OGP	OCEANA GOLD PHILIPPINES, INC.	1,551,400	49,955,080	1,551,400	49,955,080	-	-
OM	OMICOR CORPORATION	5,969,999	602,970	5,969,999	602,970	-	-
OPM	ORIENTAL PETROLEUM & MIN. "A"	284,219,232	3,410,631	284,219,232	3,410,631	-	-

CODE	NAME	Per Records		Per Count		Unlocated Difference	
		No. of Shares	Market Value	No. of Shares	Market Value	No. of Shares	Market Value
OPMB	ORIENTAL PETROLEUM & MIN. "B"	103,077,007	₱1,236,924	103,077,007	₱1,236,924	-	₱-
ORE	ORIENTAL PENINSULA RES. GROUP, INC.	119,000	44,030	119,000	44,030	-	-
OV	THE PHILODRILL CORPORATION	147,409,113	1,311,941	147,409,113	1,311,941	-	-
PA	PACIFICA, INC.	232,100	220,495	232,100	220,495	-	-
PAL	PAL HOLDINGS, INC.	115,321	438,220	115,321	438,220	-	-
PAX	PAXYS, INC.	10,800	28,188	10,800	28,188	-	-
PBB	PHILIPPINE BUSINESS BANK	84,236	648,617	84,236	648,617	-	-
PBC	PHIL. BANK OF COMMUNICATION	7,400	123,580	7,400	123,580	-	-
PCOR	PETRON CORPORATION	2,271,759	5,633,962	2,271,759	5,633,962	-	-
PCP	PICOP RESOURCES, INC.	3,533,875	-	3,533,875	-	-	-
PECB	PNOC EXPLORATION CORP. "B"	650	-	650	-	-	-
PERC	PETRO ENERGY RESOURCES CORP.	118,076	413,266	118,076	413,266	-	-
PGOLD	PUREGOLD PRICE CLUB, INC.	179,580	6,824,040	179,580	6,824,040	-	-
PHA	PREMIERE HORIZON ALLIANCE CORP.	731,000	173,247	731,000	173,247	-	-
PHC	PHILCOMSAT HOLDINGS	15,000	27,600	15,000	27,600	-	-
PHES	PHIL. ESTATE CORPORATION	2,505,000	701,400	2,505,000	701,400	-	-
PHN	PHINMA CORPORATION	149	2,488	149	2,488	-	-
PHR	PH RESORTS GROUP HOLDINGS INC.	10,665,770	1,418,547	10,665,770	1,418,547	-	-
PIZZA	SHAKEY'S PIZZA ASIA VENTURES INC.	46,400	315,520	46,400	315,520	-	-
PLC	PREMIUM LEISURE CORPORATION	3,000	-	3,000	-	-	-
PLUS	DIGIPLUS INTERACTIVE CORP.	5,717,721	92,627,080	5,717,721	92,627,080	-	-
PMT	PRIMETOWN PROPERTY GROUP, INC.	99,500	-	99,500	-	-	-
PNB	PHILIPPINE NATIONAL BANK	2,251,086	122,459,078	2,251,086	122,459,078	-	-
PNC	PHIL. NATIONAL CONSTRUCTION	120,341	589,671	120,341	589,671	-	-
PNX	PHOENIX PETROLEUM PHILIPPINES, INC.	41,138	171,545	41,138	171,545	-	-
PNX3B	PHOENIX PETROLEUM PHILIPPINES INC.B	1,000	24,950	1,000	24,950	-	-
POD	PHIL. OIL DEV'T. CO., INC.	201,700	-	201,700	-	-	-
PORT	GLOBAL PORT 900, INC.	1,000	7,300	1,000	7,300	-	-
PPC	PRYCE CORPORATION	16,315,815	215,368,758	16,315,815	215,368,758	-	-
PPI	PHIL TOWNSHIPS, INC.	15,355	-	15,355	-	-	-
PRC	PHIL. RACING CLUB INC.	2,805	18,513	2,805	18,513	-	-
PRF3B	PETRON CORP. PERPETUAL PREF. 3B	200	201,000	200	201,000	-	-
PRF4B	PETRON CORP. PERPETUAL PREF 4 B	3,600	3,582,000	3,600	3,582,000	-	-
PRIM	PRIME MEDIA HOLDINGS, INC.	590,507	767,659	590,507	767,659	-	-
PRMX	PRIMEX CORPORATION	23,024,000	29,470,720	23,024,000	29,470,720	-	-
PSB	PHIL. SAVINGS BANK	19,697	1,063,638	19,697	1,063,638	-	-
PSE	PHIL. STOCK EXCHANGE, INC.	484,205	99,455,707	484,205	99,455,707	-	-
PTT	PHIL.TEL. & TELEGRAPH CORP. A	434,500	143,385	434,500	143,385	-	-
PX	PHILEX MINING CORPORATION	6,949,313	68,798,199	6,949,313	68,798,199	-	-
PXP	PHILEX ENERGY CORPORATION	561,431	1,336,206	561,431	1,336,206	-	-
RCB	RIZAL COMM. BANKING CORP.	27,294	708,279	27,294	708,279	-	-
RCI	ROXAS AND COMPANY, INC.	3,767	10,096	3,767	10,096	-	-
RCR	RL COMMERCIAL REIT, INC.	195,600	1,568,712	195,600	1,568,712	-	-
REG	REPUBLIC GLASS HOLDINGS CORP.	6,499	14,948	6,499	14,948	-	-
RFM	RFM CORPORATION	125,690	597,028	125,690	597,028	-	-
RLC	ROBINSONS LAND CORPORATION	3,699,534	59,784,469	3,699,534	59,784,469	-	-
RLT	PHIL. REALTY & HOLDINGS CORP.	2,140,213	233,283	2,140,213	233,283	-	-
ROCK	ROCKWELL LAND CORPORATION	207,450	383,783	207,450	383,783	-	-
ROX	ROXAS HOLDINGS, INC.	157,453	228,307	157,453	228,307	-	-
RRHI	ROBINSONS RETAIL HOLDINGS, INC.	42,230	1,395,702	42,230	1,395,702	-	-
SBS	SBS PHILIPPINES CORPORATION	7,855,601	30,558,288	7,855,601	30,558,288	-	-
SCC	SEMIRARA MINING CORP. "COMMON"	1,292,600	36,515,950	1,292,600	36,515,950	-	-
SDP	SIME DARBY PILIPINAS, INC.	27	-	27	-	-	-
SECB	SECURITY BANK CORPORATION	247,299	16,235,179	247,299	16,235,179	-	-
SEVN	PHIL.SEVEN CORPORATION"COMMON"	10,260	379,620	10,260	379,620	-	-
SFI	SWIFT FOODS, INC.	10,647,124	500,415	10,647,124	500,415	-	-
SFIP	SWIFT FOODS, INC. CONVERTIBLE	23,602	39,887	23,602	39,887	-	-

CODE	NAME	Per Records		Per Count		Unlocated Difference	
		No. of Shares	Market Value	No. of Shares	Market Value	No. of Shares	Market Value
SGI	SOLID GROUP, INC.	3,207,000	₱4,072,890	3,207,000	₱4,072,890	-	₱-
SGP	SYNERGY GRID & DEV'T PHILS., INC.	5,449,600	90,245,376	5,449,600	90,245,376	-	-
SHLPH	PILIPINAS SHELL PETROLEUM CORPORATI	68,500	474,705	68,500	474,705	-	-
SHNG	SHANG PROPERTIES, INC.	715,875	2,534,198	715,875	2,534,198	-	-
SLF	SUN LIFE FINANCIAL, INC.	275	946,000	275	946,000	-	-
SM	SM INVESTMENTS CORPORATION	2,206	1,543,097	2,206	1,543,097	-	-
SMC	SAN MIGUEL CORPORATION	232,580	19,071,560	232,580	19,071,560	-	-
SMC2T	SAN MIGUEL CORP PREFERRED SERIES 2T	3,000	229,500	3,000	229,500	-	-
SMPH	SM PRIME HOLDINGS INC.	1,146,001	26,071,523	1,146,001	26,071,523	-	-
SOC	SOCRESOURCES, INC.	5,785,000	1,052,870	5,785,000	1,052,870	-	-
SPC	SPC POWER CORPORATION	48,400	471,416	48,400	471,416	-	-
SPM	SEAFRONT RESOURCES CORP.	805,882	1,901,882	805,882	1,901,882	-	-
SPNEC	SOLAR PHILLIPPINES NUEVA ECIJA CORP	3,335,185	3,902,166	3,335,185	3,902,166	-	-
SRDC	SUPERCITY REALTY DEVELOPMENT CORP.	5,000	45,500	5,000	45,500	-	-
SSI	SSI GROUP, INC.	138,300	363,729	138,300	363,729	-	-
STI	STI EDUCATION SYSTEMS HOLDINGS, INC	352,000	496,320	352,000	496,320	-	-
STN	STENIEL MANUFACTURING CORP.	301,095	656,387	301,095	656,387	-	-
STR	STARMALLS, INC.	518,200	647,750	518,200	647,750	-	-
SUN	SUNTRUST HOME DEVELOPERS, INC.	652,121	495,612	652,121	495,612	-	-
T	TKC METALS CORPORATION	231,300	101,772	231,300	101,772	-	-
TBGI	TRANSPACIFIC BROADBAND GROUP INTL,	200,000	26,600	200,000	26,600	-	-
TCB2A	CIRTEK HOLDINGS PHILS.CORP PEF B2	-	-	-	-	-	-
TECH	CIRTEK HOLDINGS PHILS. COPR.	345,072	217,395	345,072	217,395	-	-
TEL	PLDT INC.	25,899	32,632,740	25,899	32,632,740	-	-
TFHI	TOP FRONTIER INVESTMENT HOLDINGS, I	11,408	695,888	11,408	695,888	-	-
TOP	TOP LINE BUSINESS DEVELOPMENT CORP	100,000	160,000	100,000	160,000	-	-
TUGS	HARBOR STAR SHIPPING SERVICES, INC.	2,000	1,180	2,000	1,180	-	-
UBP	UNION BANK OF THE PHILIPPINES	29,932	796,191	29,932	796,191	-	-
UNI	UNIOIL RES.& HOLDINGS CO., INC	-	-	-	-	-	-
UPM	UNITED PARAGON MINING. CORP.	196,595,000	1,140,251	196,595,000	1,140,251	-	-
UPSON	UPSON INTERNATIONAL CORP.	70,000	49,000	70,000	49,000	-	-
URC	UNIVERSAL ROBINA CORPORATION	2,060,766	138,689,552	2,060,766	138,689,552	-	-
UW	UNIWIDE HOLDINGS, INC.	531,000	-	531,000	-	-	-
V	VANTAGE EQUITIES, INC.	23,766,398	21,152,094	23,766,398	21,152,094	-	-
VITA	VITARICH CORPORATION	407,500	215,975	407,500	215,975	-	-
VLL	VISTA LAND & LIFESCAPES, INC.	312,225	324,714	312,225	324,714	-	-
VMC	VICTORIAS MILLING CO. INC.	72,790	125,927	72,790	125,927	-	-
VREIT	VISTAREIT INC.	40,000	54,800	40,000	54,800	-	-
VVT	VIVANT CORPORATION	33,925	659,502	33,925	659,502	-	-
WEB	PHILWEB COM., INC.	11,371,440	70,502,928	11,371,440	70,502,928	-	-
WIN	WELLEX INDUSTRIES, INC.	2,304,300	599,118	2,304,300	599,118	-	-
WLCON	WILCON DEPOT	72,634,800	505,538,208	72,634,800	505,538,208	-	-
WPI	WATERFRONT PHILIPPINES, INC.	4,425,000	1,792,125	4,425,000	1,792,125	-	-
X	XURPAS INC.	207,333,206	51,418,635	207,333,206	51,418,635	-	-
ZHI	ZUES HOLDINGS, INC.	11,902,000	797,434	11,902,000	797,434	-	-
		<b>4,025,317,572</b>	<b>₱5,162,273,819</b>	<b>4,025,317,572</b>	<b>₱5,162,273,819</b>	<b>-</b>	<b>₱-</b>

**IGC SECURITIES INC.**  
**SUPPLEMENTARY SCHEDULE OF EXTERNAL AUDITOR FEE-RELATED INFORMATION**  
**PURSUANT TO THE SEC MEMORANDUM CIRCULAR 18-2024**

**DECEMBER 31, 2025 AND 2024**

	2025	2024
<b>Total Audit Fees</b>	<b>₱315,000</b>	<b>₱300,000</b>
Non-audit services fees:		
Other assurance services	-	-
Tax services	-	-
All other services	-	-
<b>Total Non-audit Fees</b>	<b>-</b>	<b>-</b>
<b>TOTAL AUDIT AND NON-AUDIT FEES</b>	<b>₱315,000</b>	<b>₱300,000</b>

**IGC SECURITIES, INC.**  
**SUPPLEMENTARY SCHEDULE OF FINANCIAL**  
**SOUNDNESS INDICATORS PURSUANT TO THE REVISED SRC RULE 68**  
**DECEMBER 31, 2025 AND 2024**


Ratio	Formula	2025	2024
Current ratio	Total current assets	<b>₱156,450,439</b>	₱126,288,488
	Divided by: Total current liabilities	<b>125,593,135</b>	101,490,436
	Current ratio	<b>1.25:1</b>	1.24:1
Solvency ratio	Net income after tax	<b>₱3,069,779</b>	₱3,320,518
	Add: Depreciation	<b>1,761,551</b>	108,797
	Net income after tax before depreciation	<b>4,831,330</b>	3,429,315
	Divided by: Total liabilities	<b>141,112,257</b>	121,749,160
	Solvency ratio	<b>0.03:1</b>	0.03:1
Debt-to-equity ratio	Total liabilities	<b>₱141,112,257</b>	₱121,749,160
	Divided by: Total equity	<b>69,129,928</b>	65,016,109
	Debt-to-equity ratio	<b>2.04:1</b>	1.87:1
Asset-to-equity ratio	Total assets	<b>₱210,242,185</b>	₱186,765,269
	Divided by: Total equity	<b>69,129,928</b>	65,016,109
	Asset-to-equity ratio	<b>3.04:1</b>	2.87:1
Interest rate coverage ratio	Income before income tax	<b>₱3,656,559</b>	₱4,259,058
	Add: Interest expense	<b>2,127,930</b>	2,519,013
	Income before interest and taxes	<b>5,784,489</b>	6,778,071
	Divided by: Interest expense	<b>2,127,930</b>	2,519,013
	Interest rate coverage ratio	<b>2.72:1</b>	2.69:1
Return on equity	Net income after tax	<b>₱3,069,779</b>	₱3,320,518
	Divided by: Average total equity	<b>67,073,019</b>	63,512,433
	Return on equity	<b>0.05:1</b>	0.05:1
Return on assets	Net income after tax	<b>₱3,069,779</b>	₱3,320,518
	Divided by: Average total assets	<b>198,503,727</b>	182,892,324
	Return on assets	<b>0.02:1</b>	0.02:1
Net profit margin	Net income after tax	<b>₱3,069,779</b>	₱3,320,518
	Divided by: Revenues	<b>20,755,737</b>	19,692,363
	Net profit margin	<b>0.15:1</b>	0.17:1





Republic of the Philippines  
Department of Finance  
Bureau of Internal Revenue

For BIR Use Only: BCS/Item:

BIR Form No. <b>1702-RT</b> January 2018(ENCS) Page 1		<b>Annual Income Tax Return</b> For Corporation, Partnership and Other Non-Individual Taxpayer Subject Only to REGULAR Income Tax Rate Enter all required information in CAPITAL LETTERS. Mark applicable boxes with an "X". Two Copies MUST be filed with the BIR and one held by the taxpayer.				
1 For <input type="radio"/> Calendar <input type="radio"/> Fiscal 2 Year Ended (MM/20YY) 12/2025		3 Amended Return? <input type="radio"/> Yes <input checked="" type="radio"/> No	4 Short Period Return? <input type="radio"/> Yes <input checked="" type="radio"/> No	5 Alphanumeric Tax Code (ATC) IC055 <input type="checkbox"/> Minimum Corporate Income Tax (MCIT) <input checked="" type="checkbox"/> IC010 <input checked="" type="checkbox"/>		
<b>Part I - Background Information</b>						
6 Taxpayer Identification Number (TIN) 003 - 255 - 518 - 000			7 RDO Code 050			
8 Registered Name (Enter only 1 letter per box using CAPITAL LETTERS) IGC SECURITIES, INC.						
9A Registered Address (Indicate complete registered address) UNIT 1006 PSE TOWER I & EXCHA AYALA AVE COR PASEO DE ROXAS BEL-AIR CITY OF MAKATI						
9B Zipcode 1209						
10 Date of Incorporation/Organization (MM/DD/YYYY)						
11 Contact Number 88919193			12 Email Address igcsec@pltdt.dsl.net			
13 Method of Deductions <input checked="" type="radio"/> Itemized Deductions [Section 34 (A-J), NIRC] <input type="radio"/> Optional Standard Deduction (OSD) - 40% of Gross Income [Section 34(L), NIRC as amended by RA No. 9504]						
<b>Part II - Total Tax Payable (Do NOT enter Centavos)</b>						
14 Total Income Tax Due (Overpayment) (From Part IV Item 43)					637,343	
15 Less: Total Tax Credits/Payments (From Part IV Item 55)					3,264,302	
16 Net Tax Payable (Overpayment) (Item 14 Less Item 15) (From Part IV Item 56)					(2,626,959)	
<b>Add Penalties</b>						
17 Surcharge					0	
18 Interest					0	
19 Compromise					0	
20 Total Penalties (Sum of Items 17 to 19)					0	
21 TOTAL AMOUNT PAYABLE (Overpayment) (Sum of Item 16 and 20)					(2,626,959)	
If Overpayment, mark "X" one box only (Once the choice is made, the same is irrevocable)						
<input type="checkbox"/> To be refunded		<input type="checkbox"/> To be issued a Tax Credit Certificate (TCC)		<input checked="" type="checkbox"/> To be carried over as tax credit next year/quarter		
We declare under the penalties of perjury, that this annual return has been made in good faith, verified by us, and to the best of our knowledge and belief, is true and correct pursuant to the provisions of the National Internal Revenue Code, as amended, and the regulations issued under authority thereof. (If Authorized Representative, attach authorization letter and indicate TIN)						
Signature over printed name of President/Principal Officer/Authorized Representative			Signature over printed name of Treasurer/Assistant Treasurer			22 Number of Attachments
Title of Signatory	TIN	Title of Signatory	TIN	4		
<b>Part III - Details of Payment</b>						
Particulars		Drawee Bank/Agency	Number	Date (MM/DD/YYYY)	Amount	
23 Cash/Bank Debit Memo					0	
24 Check					0	
25 Tax Debit Memo					0	
26 Others (Specify Below)					0	
Machine Validation/Revenue Official Receipts Details (if not filed with an Authorized Agent Bank)					Stamp of receiving Office/AAB and Date of Receipt (RO's Signature/Bank Teller's Initial)	

BIR Form No. <b>1702-RT</b> January 2018(ENCS) Page 2	<b>Annual Income Tax Return</b> Corporation, Partnership and Other Non-Individual Taxpayer Subject Only to REGULAR Income Tax Rate	 1702-RT 01/18ENCS P2
<b>Taxpayer Identification Number (TIN)</b> 003 - 255 - 518 - 000		<b>Registered Name</b> IGC SECURITIES, INC.
<b>Part IV - Computation of Tax</b> <i>(Do NOT enter Centavos)</i>		
27 Sales/Receipts/Revenues/Fees	18,324,719	
28 Less: Sales Returns, Allowances and Discounts	0	
29 Net Sales/Receipts/Revenues/Fees <i>(Item 27 Less Item 28)</i>	18,324,719	
30 Less: Cost of Sales/Services	3,482,174	
31 Gross Income from Operation <i>(Item 29 Less Item 30)</i>	14,842,545	
32 Add: Other Taxable Income Not Subjected to Final Tax	0	
33 Total Taxable Income <i>(Sum of Items 31 and 32)</i>	14,842,545	
Less: Deductions Allowable under Existing Law		
34 Ordinary Allowable Itemized Deductions <i>(From Part VI Schedule I Item 18)</i>	12,293,172	
35 Special Allowable Itemized Deductions <i>(From Part VI Schedule II Item 5)</i>	0	
36 NOLCO <i>(only for those taxable under Sec. 27(A to C); Sec. 28(A)(1) &amp; (A)(6)(b) of the tax Code) (From Part VI Schedule III Item 8)</i>	0	
37 Total Deductions <i>(Sum of Items 34 to 36)</i>	12,293,172	
<b>OR [in case taxable under Sec 27(A) &amp; 28(A)(1)]</b>		
38 Optional Standard Deduction <i>(40% of Item 33)</i>	0	
39 Net Taxable Income/(Loss) <i>(If Itemized: Item 33 Less Item 37; If OSD: Item 33 Less Item 38)</i>	2,549,373	
40 Applicable Income Tax Rate	25 %	
41 Income Tax Due other than Minimum Corporate Income Tax (MCIT) <i>(Item 39 x Item 40)</i>	637,343	
42 MCIT Due <i>(2% of Item 33)</i>	366,494	
43 Tax Due <i>(Normal Income Tax Due in Item 41 OR the MCIT Due in Item 42, whichever is higher) (To Part II Item 14)</i>	637,343	
Less: Tax Credits/Payments (attach proof)		
44 Prior Year's Excess Credits Other Than MCIT	2,192,772	
45 Income Tax Payment under MCIT from Previous Quarter/s	0	
46 Income Tax Payment under Regular/Normal Rate from Previous Quarter/s	0	
47 Excess MCIT Applied this Current Taxable Year <i>(From Part VI Schedule IV Item 4)</i>	0	
48 Creditable Tax Withheld from Previous Quarter/s per BIR Form No. 2307	1,006,233	
49 Creditable Tax Withheld per BIR Form No. 2307 for the 4th Quarter	65,297	
50 Foreign Tax Credits, if applicable	0	
51 Tax Paid in Return Previously Filed, if this is an Amended Return	0	
52 Special Tax Credits <i>(To Part V Item 58)</i>	0	
Other Credits/Payments <i>(Specify)</i>		
53	0	
54	0	
55 Total Tax Credits/Payments <i>(Sum of Items 44 to 54) (To Part II Item 15)</i>	3,264,302	
56 Net Tax Payable / (Overpayment) <i>(Item 43 Less Item 55) (To Part II Item 16)</i>	(2,626,959)	
<b>Part V - Tax Relief Availment</b>		
57 Special Allowable Itemized Deductions <i>(Item 35 of Part IV x Applicable Income Tax Rate)</i>	0	
58 Add: Special Tax Credits <i>(From Part IV Item 52)</i>	0	
59 Total Tax Relief Availment <i>(Sum of Items 57 and 58)</i>	0	

BIR Form No. <b>1702-RT</b> January 2018(ENCS) Page 3	<b>Annual Income Tax Return</b> Corporation, Partnership and Other Non-Individual Taxpayer Subject Only to REGULAR Income Tax Rate	 1702-RT 01/18ENCS P3	
<b>Taxpayer Identification Number (TIN)</b> 003 - 255 - 518 - 000		<b>Registered Name</b> IGC SECURITIES, INC.	
<b>Schedule I - Ordinary Allowable Itemized Deductions (Attach additional sheet/s, if necessary)</b>			
1 Amortizations		0	
2 Bad Debts		0	
3 Charitable Contributions		0	
4 Depletion		0	
5 Depreciation		1,761,551	
6 Entertainment, Amusement and Recreation		183,247	
7 Fringe Benefits		0	
8 Interest		1,588,480	
9 Losses		0	
10 Pension Trust		0	
11 Rental		0	
12 Research and Development		0	
13 Salaries, Wages and Allowances		2,991,286	
14 SSS, GSIS, Philhealth, HDMF and Other Contributions		0	
15 Taxes and Licenses		100,467	
16 Transportation and Travel		664,997	
17 Others (Deductions Subject to Withholding Tax and Other Expenses) (Specify below; Add additional sheet(s), if necessary)			
a Janitorial and Messengerial Services		0	
b Professional Fees		1,652,387	
c Security Services		0	
d ASSOCIATION DUES		874,444	
e OUTSIDE SERVICES		421,080	
f SUPPLIES		301,219	
g REPAIR AND MAINTENANCE		226,178	
h MEMBERSHIP AND SEMINAR FEES		364,535	
i OTHERS		1,163,301	
i.1 COMMUNICATIONS			
		199,178	
i.2 UTILITIES			
		106,774	
i.3 OTHERS			
		857,349	
<b>18 Total Ordinary Allowable Itemized Deductions (Sum of Items 1 to 17) (To Part IV Item 34)</b>		12,293,172	
<b>Schedule II - Special Allowable Itemized Deductions (Attach additional sheet/s, if necessary)</b>			
	Description	Legal Basis	Amount
1			0
2			0
3			0
4			0
<b>5 Total Special Allowable Itemized Deductions (Sum of Items 1 to 4) (To Part IV Item 35)</b>			0

BIR Form No. <b>1702-RT</b> January 2018(ENCS) Page 4	<b>Annual Income Tax Return</b> Corporation, Partnership and Other Non-Individual Taxpayer Subject Only to REGULAR Income Tax Rate	 1702-RT 01/18ENCS P4
<b>Taxpayer Identification Number (TIN)</b> 003 -255 -518 -000		<b>Registered Name</b> IGC SECURITIES, INC.

Schedule III - Computation of Net Operating Loss Carry Over (NOLCO)	
1 Gross Income (From Part IV Item 33)	0
2 Less: Ordinary Allowable Itemized Deductions (From Part VI Schedule I Item 18)	0
3 Net Operating Loss (Item 1 Less Item 2) (To Schedule IIIA, Item 7A)	0

Schedule IIIA - Computation of Available Net Operating Loss Carry Over (NOLCO) (DO NOT enter Centavos; 49 Centavos or Less drop down; 50 or more round up)		
Net Operating Loss		B) NOLCO Applied Previous Year
Year Incurred	A) Amount	
4	0	0
5	0	0
6	0	0
7	0	0

Continuation of Schedule IIIA (Item numbers continue from table above)

C) NOLCO Expired	D) NOLCO Applied Current Year	E) Net Operating Loss (Unapplied) [ E = A Less (B + C + D) ]
4	0	0
5	0	0
6	0	0
7	0	0
8 Total NOLCO (Sum of Items 4D to 7D) (To Part IV, Item 36)	0	

Schedule IV - Computation of Minimum Corporate Income Tax (MCIT)			
Year	A) Normal Income Tax as adjusted	B) MCIT	C) Excess MCIT over Normal Income Tax
1	0	0	0
2	0	0	0
3	0	0	0

Continuation of Schedule IV (Item numbers continue from table above)

D) Excess MCIT Applied/Used in Previous Years	E) Expired Portion of Excess MCIT	F) Excess MCIT Applied this Current Taxable Year	G) Balance of Excess MCIT Allowable as Tax Credit for Succeeding Year/s [ G = C Less (D + E + F) ]
1	0	0	0
2	0	0	0
3	0	0	0
Total Excess MCIT Applied (Sum of Items 1F to 3F) (To Part IV Item 47)		0	

Schedule V - Reconciliation of Net Income per Books Against Taxable Income (attach additional sheet/s, if necessary)	
1 Net Income/(Loss) per books	3,656,559
Add: Non-deductible Expenses/Taxable Other Income	
2 NON DEDUCTIBLE REPRESENTATION EXPENSE	582,126
3 OTHERS	804,610
<input checked="" type="checkbox"/>	
3.1 NONDEDUCTIBLE INTEREST EXPENSE	539,450
3.2 RETIREMENT EXPENSE	236,366
3.3 UNREALIZED FOREX LOSS	25,936
3.4 REVERSAL OF PROVISION FOR ALLOWANCE	2,858
4 Total (Sum of Items 1 to 3)	5,043,295
Less: A) Non-Taxable Income and Income Subjected to Final Tax	
5 INTEREST INCOME	2,157,799
6 OTHERS	336,123
<input checked="" type="checkbox"/>	
6.1 DIVIDEND INCOME	273,219
6.2 REALIZED FOREX LOSS	62,904
B) Special Deductions	
7	0
8	0
<input checked="" type="checkbox"/>	
9 Total (Sum of Items 5 to 8)	2,493,922
10 Net Taxable Income/(Loss) (Item 4 Less Item 9)	2,549,373

## Your BIR AFS eSubmission uploads were received

---

From: eafs@bir.gov.ph (eafs@bir.gov.ph)

To: igcsec@pldtdsl.net

Cc: erlindargonzales@igcsec.com

Date: Saturday, May 16, 2026 at 10:40 AM GMT+8

---

Hi IGC SECURITIES INC.,

### Valid files

- EAFS003255518ITRTY122025.pdf
- EAFS003255518AFSTY122025.pdf
- EAFS003255518TCRTY122025-01.pdf

### Invalid file

- <None>

Transaction Code: **AFS-0-9L8C9ABA0C8DE9768QRNNXWY0657DE97F**

Submission Date/Time: **May 16, 2026 10:40 AM**

Company TIN: **003-255-518**

Please be reminded that you accepted the terms and conditions for the use of this portal and expressly agree, warrant and certify that:

- The submitted forms, documents and attachments are complete, truthful and correct based on the personal knowledge and the same are from authentic records;
- The submission is without prejudice to the right of the BIR to require additional document, if any, for completion and verification purposes;
- The hard copies of the documents submitted through this facility shall be submitted when required by the BIR in the event of audit/investigation and/or for any other legal purpose.

This is a system-generated e-mail. Please do not reply.